

P/C 1-7-25 Finance
CA Prior 1-7-25
1st R 1-7-25
2nd R 1-21-25
3rd R 1-28-25 (Cancelled)

CITY OF BROOK PARK, OHIO

Ordinance No. 11453:2025

Introduced By: MAYOR ORCUTT

AN ORDINANCE TO PROVIDE FOR THE APPROPRIATIONS OF THE CITY OF
BROOK PARK, STATE OF OHIO, FOR FISCAL YEAR ENDING
DECEMBER 31, 2025

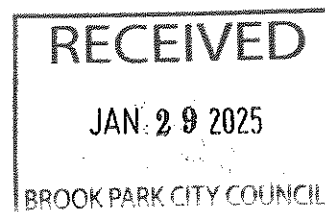
WHEREAS, it is necessary for the Council of the City of Brook Park, State of Ohio, to appropriate funds to meet current expenses of the said City for the fiscal year ending December 31, 2025.

NOW THEREFORE BE IT RESOLVED, by the Council of the City of Brook Park, State of Ohio that:

SECTION 1: That to provide for the current expenses and other expenditures of the City of Brook Park, Ohio for the fiscal year ending December 31, 2025, there be appropriated the total of \$73,397,128.16 as shown in Sections 2 thru 5 of this ordinance.

SECTION 2: The attached Exhibits "A, B, C, D, E, F, and G" provides detail of expenditures for fiscal year ending December 31, 2025.

SECTION 3: A copy of this Ordinance shall be submitted by the Director of Finance to the Fiscal Officer of Cuyahoga County, Ohio and upon certification by said Fiscal Officer as required by law, the Director of Finance of this City is hereby authorized to draw his warrants upon the City Finance Department for payment of any certification and vouchers therefore approved by the proper officers authorized by law to approve the same, or an Ordinance of the Council to make such expenditures; provided, however, that no warrants shall be drawn or paid for salaries or wages except to persons employed by authority of and in accordance with the law or the Ordinance of this Council.




SECTION 4: It is found and determined that all formal actions of this Council concerning and relating to this Ordinance were adopted in an open meeting of this Council, and that all

deliberations of this Council and of any of its committees that resulted in such formal actions were in meetings open to the public in compliance with all legal requirements, including Section 121.22 of the Ohio Revised Code.

SECTION 5: This Ordinance is hereby declared to be an emergency measure immediately necessary for the preservation of the public peace, health, safety, and welfare of said City, and for the further reason of the fact that funds must be made available and be appropriated to provide for the current expenses and payments thereof for the fiscal year ending December 31, 2025; therefore, provided this ordinance receives the affirmative vote of at least five (5) members elected to council, it shall take effect and be in force immediately upon its passage and approval by the Mayor; otherwise, from and after the earliest period allowed by law.

PASSED: January 28, 2025


PRESIDENT OF COUNCIL


ATTEST: Carol Johnson
Clerk of Council

APPROVED: Ed M. Barrett
MAYOR

1-29-25
DATE

CERTIFICATE
Carol Johnson, Clerk of Council, of the City of Brook Park, Ohio, do hereby certify that the foregoing is a true and accurate copy of Ordinance / Resolution No. 11453-2025 passed on the 28 day of January 20 25 by said council.
Carol Johnson
Clerk of Council

	Yea	Nay
Troyer	<input checked="" type="checkbox"/>	<input type="checkbox"/>
Mencini	<input checked="" type="checkbox"/>	<input type="checkbox"/>
Roberts	<input checked="" type="checkbox"/>	<input type="checkbox"/>
Scott	<input checked="" type="checkbox"/>	<input type="checkbox"/>
McCorkle	<input checked="" type="checkbox"/>	<input type="checkbox"/>
Polindexter	<input checked="" type="checkbox"/>	<input type="checkbox"/>
Dufour	<input checked="" type="checkbox"/>	<input type="checkbox"/>

I HEREBY APPROVE THE WITHIN INSTRUMENT AS TO LEGAL FORM AND CORRECTNESS.

DIRECTOR OF LAW

**CITY OF BROOK PARK, OHIO
2025 Budget Ordinance
SECTION 2**

EXHIBIT A

		Original Appropriations Per Ordinance 2025
Description		
100 GENERAL FUND		
110 COUNCIL		
51000-51999	PERSONAL SERVICES	143,121.04
52000-52999	OPERATIONS	20,500.00
	TOTAL COUNCIL	163,621.04
111 CLERK OF COUNCIL		
51000-51999	PERSONAL SERVICES	107,921.50
52000-52999	OPERATIONS	850.00
	TOTAL CLERK OF COUNCIL	108,771.50
210 MAYOR'S COURT		
51000-51999	PERSONAL SERVICES	180,218.99
52000-52999	OPERATIONS	22,850.00
57000-57999	TRANSFERS & REFUNDS	250.00
	TOTAL MAYOR'S COURT	203,318.99
211 MUNICIPAL COURT		
52000-52999	OPERATIONS	5,000.00
320 PLANNING COMMISSION		
51000-51999	PERSONAL SERVICES	10,390.50
52000-52999	OPERATIONS	-
	TOTAL PLANNING COMMISSION	10,390.50
325 COMMUNITY DEVELOPMENT		
51000-51999	PERSONAL SERVICES	133,184.97
52000-52999	OPERATIONS	1,400.00
	TOTAL COMMUNITY DEVELOPMENT	134,584.97
330 CIVIL SERVICE COMMISSION		
51000-51999	PERSONAL SERVICES	43,755.55
52000-52999	OPERATIONS	14,700.00
	TOTAL CIVIL SERVICE COMMISSION	58,455.55
335 BOARD OF ZONING AND APPEALS		
51000-51999	PERSONAL SERVICES	12,468.60
52000-52999	OPERATIONS	-
	TOTAL BOARD OF ZONNING APPEALS	12,468.60
340 RECREATION COMMISSION		
51000-51999	PERSONAL SERVICES	10,390.50
52000-52999	OPERATIONS	-
	TOTAL RECREATION COMMISSION	10,390.50
341 RECREATION CENTER		
51000-51999	PERSONAL SERVICES	682,437.13
52000-52999	OPERATIONS	221,000.00
57000-57999	TRANSFERS & REFUNDS	500.00
	TOTAL RECREATION CENTER	903,937.13

**CITY OF BROOK PARK, OHIO
2025 Budget Ordinance
SECTION 2**

EXHIBIT A

		Original Appropriations
		Per Ordinance
Description		2025
342 PARKS & PLAYGROUNDS		
51000-51999	PERSONAL SERVICES	290,581.66
52000-52999	OPERATIONS	142,750.00
	TOTAL PARKS & PLAYGROUNDS	433,331.66
343 PUBLIC RECREATION		
51000-51999	PERSONAL SERVICES	20,781.00
52000-52999	OPERATIONS	36,400.00
	TOTAL PUBLIC RECREATON	57,181.00
345 HOME DAYS CELEBRATION		
51000-51999	PERSONAL SERVICES	39,500.00
52000-52999	OPERATIONS	56,174.47
	TOTAL HOME DAYS CELEBRATION	95,674.47
350 TECHNOLOGY AND INNOVATION COMMITTEE		
51000-51999	PERSONAL SERVICES	6,234.30
52000-52999	OPERATIONS	-
	TOTAL TECHNOLOGY & INNOVATION COMMITTEE	6,234.30
400 MAYOR'S OFFICE		
51000-51999	PERSONAL SERVICES	368,090.79
52000-52999	OPERATIONS	13,150.00
	TOTAL MAYOR'S OFFICE	381,240.79
402 HUMAN RESOURCES		
51000-51999	PERSONAL SERVICES	109,527.56
52000-52999	OPERATIONS	8,925.00
	TOTAL HUMAN RESOURCES	118,452.56
405 CORRECTIONAL FACILITY		
51000-51999	PERSONAL SERVICES	177,736.88
52000-52999	OPERATIONS	168,650.00
	TOTAL CORRECTIONAL FACILITY	346,386.88
407 SAFETY TOWN		
51000-51999	PERSONAL SERVICES	-
52000-52999	OPERATIONS	3,750.00
	TOTAL SAFETY TOWN	3,750.00
409 MECHANICS		
51000-51999	PERSONAL SERVICES	614,350.21
52000-52999	OPERATIONS	7,050.00
	TOTAL MECHANICS	621,400.21
410 SAFETY DIRECTOR		
51000-51999	PERSONAL SERVICES	87,370.21
52000-52999	OPERATIONS	150.00
	TOTAL SAFETY DIRECTOR	87,520.21

**CITY OF BROOK PARK, OHIO
2025 Budget Ordinance
SECTION 2**

EXHIBIT A

		Original Appropriations Per Ordinance 2025
Description		
411 SAFETY BUILDING		
51000-51999	PERSONAL SERVICES	71,611.12
52000-52999	OPERATIONS	802,500.00
	TOTAL SAFETY BUILDING	874,111.12
412 POLICE DEPARTMENT		
51000-51999	PERSONAL SERVICES	5,638,621.27
52000-52999	OPERATIONS	388,150.00
	TOTAL POLICE DEPARTMENT	6,026,771.27
413 FIRE DEPARTMENT		
51000-51999	PERSONAL SERVICES	4,704,182.27
52000-52999	OPERATIONS	335,750.00
	TOTAL FIRE DEPARTMENT	5,039,932.27
414 DISASTER SERVICE		
51000-51999	PERSONAL SERVICES	11,931.25
52000-52999	OPERATIONS	11,000.00
	TOTAL DISASTER SERVICE	22,931.25
415 BUILDING DEPARTMENT		
51000-51999	PERSONAL SERVICES	537,617.78
52000-52999	OPERATIONS	70,800.00
57000-57999	TRANSFERS & REFUNDS	500.00
	TOTAL BUILDING DEPARTMENT	608,917.78
418 SCHOOL GUARDS		
51000-51999	PERSONAL SERVICES	50,913.45
52000-52999	OPERATIONS	-
	TOTAL SCHOOL GUARDS	50,913.45
419 ANIMAL WARDEN		
51000-51999	PERSONAL SERVICES	124,421.44
52000-52999	OPERATIONS	7,250.00
	TOTAL ANIMAL WARDEN	131,671.44
420 SERVICE DIRECTOR		
51000-51999	PERSONAL SERVICES	145,845.25
52000-52999	OPERATIONS	7,150.00
	TOTAL SERVICE DIRECTOR	152,995.25
421 ENGINEERING		
52000-52999	OPERATIONS	48,000.00
422 SERVICE BUILDING		
51000-51999	PERSONAL SERVICES	94,876.54
52000-52999	OPERATIONS	185,750.00
	TOTAL SERVICE BUILDING	280,626.54
423 SANITATION		
51000-51999	PERSONAL SERVICES	609,352.54
52000-52999	OPERATIONS	653,000.00
	TOTAL SANITATION	1,262,352.54

**CITY OF BROOK PARK, OHIO
2025 Budget Ordinance
SECTION 2**

EXHIBIT A

Description		Original Appropriations Per Ordinance 2025
424 STREET CLEANING		
51000-51999	PERSONAL SERVICES	577.25
52000-52999	OPERATIONS	6,500.00
	TOTAL STREET CLEANING	7,077.25
426 TRAFFIC SIGNS		
51000-51999	PERSONAL SERVICES	86,780.02
52000-52999	OPERATIONS	11,000.00
	TOTAL TRAFFIC SIGNS	97,780.02
427 TREES & TREE LAWNS		
51000-51999	PERSONAL SERVICES	201,223.43
52000-52999	OPERATIONS	20,950.00
	TOTAL TREES & TREE LAWNS	222,173.43
428 PUBLIC PROPERTIES		
51000-51999	PERSONAL SERVICES	318,553.63
52000-52999	OPERATIONS	13,225.00
	TOTAL PUBLIC PROPERTIES	331,778.63
429 SEWERS & DRAINS		
51000-51999	PERSONAL SERVICES	838,270.53
52000-52999	OPERATIONS	214,200.00
	TOTAL SEWERS & DRAINS	1,052,470.53
432 SNOW REMOVAL		
51000-51999	PERSONAL SERVICES	75,042.50
52000-52999	OPERATIONS	245,100.00
	TOTAL SNOW REMOVAL	320,142.50
433 STREET LIGHTING		
51000-51999	PERSONAL SERVICES	-
52000-52999	OPERATIONS	482,550.00
	TOTAL STREET LIGHTING	482,550.00
434 TRAFFIC LIGHTS		
51000-51999	PERSONAL SERVICES	-
52000-52999	OPERATIONS	102,000.00
	TOTAL TRAFFIC LIGHTS	102,000.00
500 LEGAL DEPARTMENT		
51000-51999	PERSONAL SERVICES	445,205.83
52000-52999	OPERATIONS	3,150.00
	TOTAL LEGAL DEPARTMENT	448,355.83
610 FINANCE DEPARTMENT		
51000-51999	PERSONAL SERVICES	559,823.72
52000-52999	OPERATIONS	94,850.00
	TOTAL FINANCE DEPARTMENT	654,673.72

**CITY OF BROOK PARK, OHIO
2025 Budget Ordinance
SECTION 2**

**EXHIBIT A
Original Appropriations
Per Ordinance
2025**

Description	Original Appropriations Per Ordinance 2025
640 EMERGENCY DISASTER RECOVERY	
52000-52999 OPERATIONS	250,000.00
55000-55999 CAPITAL OUTLAY	295,000.00
57000-57999 TRANSFERS & REFUNDS	-
TOTAL EMERGENCY DISASTER RECOVERY	545,000.00
641 OFFICE OF AGING	
51000-51999 PERSONAL SERVICES	62,343.00
52000-52999 OPERATIONS	6,950.00
TOTAL OFFICE OF AGING DEPARTMENT	69,293.00
650 RETIREES	
51000-51999 PERSONAL SERVICES	117,500.00
700 GENERAL GOV'T. LANDS & BLDGS.	
51000-51999 PERSONAL SERVICES	1,450.00
52000-52999 OPERATIONS	315,250.00
TOTAL GENERAL GOV'T & LAND, BLDG	316,700.00
825 WORKER'S COMPENSATION	
51000-51999 PERSONAL SERVICES	250,000.00
826 UNEMPLOYMENT COMPENSATION	
51000-51999 PERSONAL SERVICES	-
830 ELECTIONS	
52000-52999 OPERATIONS	15,000.00
831 COUNTY AUDITOR & TREASURER FEES	
52000-52999 OPERATIONS	40,000.00
840 INSURANCE & BONDING	
52000-52999 OPERATIONS	450,000.00
850 COUNTY BOARD OF HEALTH	
52000-52999 OPERATIONS	140,000.00
874 MISC. EXECUTIVE	
52000-52999 OPERATIONS	389,000.00
880 TRANSFERS & REFUNDS	
57000-57999 TRANSFERS & REFUNDS	4,965,857.61
120 PETTY CASH FUNDS	
52000-52999 OPERATIONS	1,150.00
130 OPERATIONAL CASH FUNDS	
52000-52999 OPERATIONS	400.00
141 U.S. POSTAGE FUND	
52000-52999 OPERATIONS	1,500.00
TOTAL GENERAL FUND	29,281,736.29

**CITY OF BROOK PARK, OHIO
2025 Budget Ordinance
SECTION 2**

EXHIBIT A

	Original Appropriations Per Ordinance 2025
SPECIAL REVENUE FUNDS:	
210 CITY INCOME TAX FUND	
51000-51999	PERSONAL SERVICES 433,550.33
52000-52999	OPERATIONS 70,775.00
57000-57999	TRANSFERS & REFUNDS 23,730,887.87
	TOTAL TAX DEPARTMENT 24,235,213.20
211 CITY TAX OPERATIONAL CASH FUND	
440 TAX DEPARTMENT	
52000-52999	OPERATIONS 100.00
215 ADMISSIONS TAX FUND	
440 TAX DEPARTMENT	
51000-51999	PERSONAL SERVICES 30,787.31
52000-52999	OPERATIONS 3,500.00
57000-57999	TRANSFERS & REFUNDS -
	TOTAL ADMISSIONS TAX DEPARTMENT 34,287.31
220 HOTEL, MOTEL TAX FUND	
440 TAX DEPARTMENT	
51000-51999	PERSONAL SERVICES -
57000-57999	TRANSFERS & REFUNDS -
	TOTAL HOTEL, MOTEL TAX FUND 0.00
240 S.C.M & R. FUND	
425 STREET PAVING & REPAIR	
51000-51999	PERSONAL SERVICES 587,242.74
52000-52999	OPERATIONS 108,250.00
55000-55999	CAPITAL OUTLAY 1,138,162.11
	TOTAL STREET C.M. & REPAIR FUND 1,833,654.85
241 STATE HIGHWAY IMPROVEMENT FUND	
425 STREET PAVING & REPAIR	
51000-51999	PERSONAL SERVICES 1,154.50
52000-52999	OPERATIONS 132,500.00
55000-55999	CAPITAL OUTLAY -
	TOTAL STATE HIGHWAY IMPROV FUND 133,654.50
242 PERMISSIVE TAX FUND	
425 STREET PAVING & REPAIR	
51000-51999	PERSONAL SERVICES -
52000-52999	OPERATIONS 120,000.00
55000-55999	CAPITAL OUTLAY -
	TOTAL PERMISSIVE TAX FUND 120,000.00
243 ECONOMIC DEVELOPMENT FUND	
325 COMMUNITY DEVELOPMENT	
52000-52999	OPERATIONS 1,029,750.00
55000-55999	CAPITAL OUTLAY 400,000.00
57000-57999	TRANSFERS & REFUNDS -
	TOTAL ECONOMIC DEVELOPMENT FUND 1,429,750.00

**CITY OF BROOK PARK, OHIO
2025 Budget Ordinance
SECTION 2**

EXHIBIT A

	Original Appropriations Per Ordinance 2025
Description	
244 BROOKPARK ROAD CORRIDOR FUND	
325 COMMUNITY DEVELOPMENT	
52000-52999 OPERATIONS	-
245 CDBG FUND	
325 COMMUNITY DEVELOPMENT	
55000-55999 CAPITAL OUTLAY	-
57000-57999 TRANSFERS & REFUNDS	-
250 SPECIAL RECREATION FUND	
343 PUBLIC RECREATION	
52000-52999 OPERATIONS	131,750.00
55000-55999 CAPITAL OUTLAY	1,500.00
57000-57999 TRANSFERS & REFUNDS	2,500.00
TOTAL SPECIAL RECREATION FUND	135,750.00
251 KENNEDY PARK CONCESSION FUND	
342 PARKS & PLAYGROUNDS	
52000-52999 OPERATIONS	-
254 CONCESSION STAND PETTY CASH FUND	
343 PUBLIC RECREATION	
52000-52999 OPERATIONS	-
255 RECREATION CENTER CONCESSION FUND	
342 PARKS & PLAYGROUNDS	
52000-52999 OPERATIONS	-
261 HUFSEY/FORBES CONCESSION FUND	
342 PARKS & PLAYGROUNDS	
52000-52999 OPERATIONS	-
262 AMERICAN LEGION CONCESSION FUND	
342 PARKS & PLAYGROUNDS	
52000-52999 OPERATIONS	-
263 WEDO PARK CONCESSION FUND	
342 PARKS & PLAYGROUNDS	
52000-52999 OPERATIONS	-
264 WATER PARK FUND	
342 PARKS & PLAYGROUNDS	
51000-51999 PERSONAL SERVICES	63,497.50
52000-52999 OPERATIONS	61,750.00
55000-55999 CAPITAL OUTLAY	-
57000-57999 TRANSFERS & REFUNDS	1,250.00
TOTAL WATER PARK FUND	126,497.50
265 PLANT LANE CONCESSION FUND	
342 PARKS AND PLAYGROUNDS	
52000-52999 OPERATIONS	-

**CITY OF BROOK PARK, OHIO
2025 Budget Ordinance
SECTION 2**

EXHIBIT A

Description		Original Appropriations Per Ordinance 2025
270 LAW ENFORCEMENT FUND		
412 POLICE DEPARTMENT		
52000-52999	OPERATIONS	5,000.00
55000-55999	CAPITAL OUTLAY	3,000.00
	TOTAL LAW ENFORCEMENT FUND	8,000.00
271 D.W.I. ENFORCEMENT & EDUCATION FUND		
412 POLICE DEPARTMENT		
52000-52999	OPERATIONS	-
55000-55999	CAPITAL OUTLAY	-
272 FEDERAL FORFEITURE FUND		
412 POLICE DEPARTMENT		
52000-52999	OPERATIONS	-
55000-55999	CAPITAL OUTLAY	-
	TOTAL FEDERAL FORFEITURE FUND	-
273 COMMUNITY DIVERSION PROGRAM		
412 POLICE DEPARTMENT		
51000-51999	PERSONAL SERVICES	0.00
52000-52999	OPERATIONS	-
57000-57999	TRANSFERS & REFUNDS	-
	TOTAL COMMUNITY DIVERSION PROGRAM	-
275 CONT. TRAIN PROGRAM FUND		
412 POLICE DEPARTMENT		
52000-52999	OPERATIONS	-
280 FEMA FUND		
700 GENERAL GOV'T. LANDS & BLDGS.		
57000-57999	TRANSFERS & REFUNDS	-
282 AMERICAN RESCUE PLAN ACT FUND		
700 GENERAL GOV'T. LANDS & BLDGS.		
51000-51999	PERSONAL SERVICES	0.00
52000-52999	OPERATIONS	-
55000-55999	CAPITAL OUTLAY	-
57000-57999	TRANSFERS & REFUNDS	-
	TOTAL AMERICAN RESCUE PLAN ACT FUND	-
290 INSURANCE FUND		
640 EMERGENCY DISASTER RECOVERY		
52000-52999	OPERATIONS	150,000.00
840 INSURANCE & BONDING		
52000-52999	OPERATIONS	175,000.00
57000-57999	TRANSFERS & REFUNDS	1,600,000.00
	TOTAL INSURANCE FUND	1,925,000.00
TOTAL SPECIAL REVENUE FUNDS		29,981,907.36

CITY OF BROOK PARK, OHIO
2025 Budget Ordinance
SECTION 2

EXHIBIT A

Description		Original Appropriations Per Ordinance 2025
GENERAL BOND RETIREMENT FUND:		
310 GENERAL BOND RETIREMENT FUND		
871 DEBT RETIREMENT		
56000-56999	DEBT SERVICE	887,230.16
872 DEBT SERVICE		
52000-52999	OPERATIONS	5,000.00
56000-56999	DEBT SERVICE	176,646.00
TOTAL DEBT SERVICE GEN. BOND RETIREMENT FUN		181,646.00
TOTAL GEN. BOND RETIREMENT FUND		1,068,876.16
CAPITAL IMPROVEMENT FUND:		
401 CAPITAL IMPROVEMENT FUND	55000-55999 CAPITAL	
110	COUNCIL	15,000.00
210	MAYOR'S COURT	5,000.00
341	RECREATION CENTER	105,000.00
342	PARKS & PLAYGROUNDS	610,320.24
343	PUBLIC RECREATION	0.00
400	MAYOR'S OFFICE	4,000.00
402	HUMAN RESOURCES	0.00
407	SAFETY TOWN	2,000.00
409	MECHANICS	15,000.00
410	SAFETY DIRECTOR	0.00
411	SAFETY BUILDING	25,000.00
412	POLICE DEPARTMENT	355,143.65
413	FIRE DEPARTMENT	433,059.32
415	BUILDING DEPARTMENT	100,000.00
419	ANIMAL WARDEN	8,000.00
422	SERVICE BUILDING	20,000.00
423	SANITATION	185,867.35
424	STREET CLEANING	0.00
425	S.C.M. & R.	51,161.19
426	TRAFFIC SIGNS	15,000.00
427	TREES & TREE LAWNS	0.00
428	PUBLIC PROPERTIES	0.00
429	SEWERS & DRAINS	89,500.00
432	SNOW REMOVAL	56,509.52
433	STREET LIGHTING	0.00
434	TRAFFIC LIGHTS	50,000.00
440	TAX DEPARTMENT	5,000.00
500	LEGAL DEPARTMENT	5,500.00
610	FINANCE DEPARTMENT	5,000.00
641	OFFICE OF AGING	1,000.00
700	GENERAL GOV'T. LANDS & BLDGS.	56,145.21
880	TRANSFERS, REFUNDS	1,548,404.75
57000-57999 TRANSFERS		1,548,404.75
TOTAL CAPITAL IMPROVEMENT FUND		3,766,611.23
450 FIRE VEHICLE ACQUISITION FUND		
413 FIRE DEPARTMENT		
55000-55999	CAPITAL OUTLAY	-

**CITY OF BROOK PARK, OHIO
2025 Budget Ordinance
SECTION 2**

EXHIBIT A

		Original Appropriations Per Ordinance 2025
451 POLICE VEHICLE ACQUISITION FUND		
412 POLICE DEPARTMENT		
55000-55999	CAPITAL OUTLAY	-
452 SERVICE VEHICLE ACQUISITION FUND		
422 SERVICE BUILDING		
55000-55999	CAPITAL OUTLAY	-
459 SEWER IMPROVEMENTS FUND		
429 SEWER AND DRAINS		
52000-52999	OPERATIONS	57,000.00
55000-55999	CAPITAL OUTLAY	-
57000-57999	TRANSFERS & REFUNDS	200,000.00
	TOTAL SEWER IMPROVEMENTS FUND	257,000.00
TOTAL CAPITAL IMPROVEMENT FUNDS		4,023,611.23
CAPITAL CONSTRUCTION FUND:		
517 SOUND INSULATION PROGRAM FUND		
325 COMMUNITY DEVELOPMENT		
52000-52999	OPERATIONS	550,000.00
55000-55999	CAPITAL OUTLAY	-
521 CAPITAL CONSTRUCTION FUND		
425 STREET PAVING AND REPAIR		
52000-52999	OPERATIONS	-
55000-55999	CAPITAL OUTLAY	-
548 SHELDON RD WATER MAIN FUND		
429 SEWERS & DRAINS		
52000-52999	OPERATIONS	-
55000-55999	CAPITAL OUTLAY	-
	TOTAL SHELDON RD. WATER MAIN FUND	0.00
550 SHELDON ROAD BRIDGE IMPROVEMENT FUND		
52000-52999	OPERATIONS	933,006.02
55000-55999	CAPITAL OUTLAY	-
551 2024/2025 STREET IMPROVEMENTS FUND		
425 STREET PAVING AND REPAIR		
52000-52999	OPERATIONS	240,040.98
55000-55999	CAPITAL OUTLAY	1,754,506.67
	TOTAL 2024 STREET IMPROVEMENTS FUND	1,994,547.65
552 NATATORIUM IMPROVEMENT FUND		
341 RECREATION CENTER		
52000-52999	OPERATIONS	30,000.00
55000-55999	CAPITAL OUTLAY	150,000.00
	TOTAL NATATORIUM IMPROVEMENT FUND	180,000.00

**CITY OF BROOK PARK, OHIO
2025 Budget Ordinance
SECTION 2**

EXHIBIT A

	Original Appropriations Per Ordinance 2025
553 RECREATION CENTER IMPROVEMENT FUND	
341 RECREATION CENTER	
52000-52999 OPERATIONS	-
55000-55999 CAPITAL OUTLAY	-
TOTAL NATATORIUM IMPROVEMENT FUND	-
TOTAL CAPITAL CONSTRUCTION FUNDS	3,657,553.67
SPECIAL REVENUE AND AGENCY FUNDS	
691 RETIREES' ACCRUED BENEFITS FUND	
650 RETIREES	
51000-51999 PERSONAL SERVICES	450,000.00
711 POLICE PENSION FUND	
412 POLICE DEPARTMENT	
51000-51999 PERSONAL SERVICES	999,908.58
712 FIRE PENSION FUND	
413 FIRE DEPARTMENT	
51000-51999 PERSONAL SERVICES	936,213.15
713 S.W.G.H. FUND	
851 HEALTH & WELFARE	
52000-52999 OPERATIONS	110,761.91
714 CASH BONDS HELD FUND	
874 MISC. EXECUTIVE	
52000-52999 OPERATIONS	144,730.53
716 BUILDING STANDARDS BOARD FUND	
415 BUILDING DEPARTMENT	
57000-57999 TRANSFERS & REFUNDS	4,000.00
717 UNCLAMIED MONIES FUND	
874 MISC. EXECUTIVE	
57000-57999 TRANSFERS & REFUNDS	1,500.00
750-777 PAYROLL ACCOUNTS FUND	
573 EMPLOYEE CONTRIBUTION	
57000-57999 TRANSFERS & REFUNDS	80,000.00
TOTAL SPECIAL REVENUE AND AGENCY FUNDS	2,727,114.17
690 MEDICAL BENEFITS FUND	
840 INSURANCE	
51000-51999 PERSONAL SERVICES	2,654,829.28
52000-52999 OPERATIONS	1,500.00
TOTAL MEDICAL BENEFITS FUND	2,656,329.28
TOTAL APPROPRIATIONS	73,397,128.16

B

CITY OF BROOK PARK, OHIO
ACTUAL/ESTIMATED REVENUE

FUND	TRANSACTION	ACTUAL 2022	ACTUAL 2023	ACTUAL thru 11/30/24	PROJECTED 2024	ESTIMATED 2025
100 GENERAL FUND						
Beginning Balance		3,203,664.11	3,490,410.89	6,124,301.67	6,124,301.67	5,975,675.40
Property Tax		1,929,181.04	1,981,964.19	1,944,936.10	1,944,936.10	2,396,035.24
* Local Government - County		474,138.83	517,510.60	422,442.83	466,568.73	496,731.16
Cigarette Tax		654.61	631.12	0.00	527.13	500.00
Liquor Permits		11,615.10	25,898.25	18,784.15	19,962.95	22,500.00
Grants		62,359.29	80,858.77	25,213.34	25,213.34	20,000.00
State Aid - Real Property Rollback		221,018.46	217,449.45	219,719.02	219,719.02	263,619.88
* Local Government - State		93,460.96	97,171.68	81,944.78	91,547.62	94,572.00
Recreation Programs		112,401.63	148,935.63	112,549.05	124,052.29	150,000.00
Misc. Chg. for Public Service		535,041.09	599,655.92	765,110.95	827,205.89	892,000.00
Court Costs		129,206.00	137,094.00	127,487.00	138,619.00	140,000.00
Fines		257,953.39	302,004.00	311,631.40	334,447.62	340,000.00
Permits, Licenses & Fees		738,735.64	648,240.24	492,439.52	546,120.00	540,610.00
Interest		41,611.93	585,185.75	1,277,985.41	1,393,380.14	1,050,000.00
Sale of Assets		0.00	0.00	996,163.75	996,163.75	0.00
Other Misc. Revenue		210,017.77	143,498.08	112,974.46	115,695.76	58,500.00
Parking Fees		842,986.18	960,960.54	891,413.63	960,778.21	960,000.00
Refunds/Reimbursements		344,434.51	547,904.28	414,725.09	627,004.45	325,000.00
Transfer from City Income Tax Fund		15,648,762.70	18,610,199.38	18,699,333.67	20,444,468.94	19,342,858.30
Transfer from Admissions Tax Fund		0.00	0.00	0.00	0.00	0.00
Transfer/Advances from Other Funds		150,000.00	671,157.74	298,411.16	298,456.27	1,679,632.04
		21,803,579.13	26,276,319.62	27,213,265.31	29,574,867.21	28,772,558.62
Fund Balance Reserve Policy		4,907,572.00	4,922,343.00	5,139,009.00	5,139,009.00	5,342,358.00
Total Revenue		29,914,815.24	34,689,073.51	38,476,575.98	40,838,177.88	40,090,592.02
210 CITY INCOME TAX FUND						
Beginning Balance		497,732.72	2,427,583.02	2,275,038.57	2,275,038.57	464,102.20
Income Tax Revenue		21,929,212.88	22,774,369.99	21,631,220.96	23,762,145.32	23,771,211.00
Total Revenue		22,426,945.60	25,201,953.01	23,906,259.53	26,037,183.89	24,235,313.20
215 ADMISSIONS TAX FUND						
Beginning Balance		859,872.32	844,813.26	896,617.29	896,617.29	946,035.55
Admissions Tax Revenue		20,296.68	86,151.88	80,049.09	80,661.46	80,000.00
Total Revenue		880,169.00	930,965.14	976,666.38	977,278.75	1,026,035.55
220 HOTEL, MOTEL TAX FUND						
Beginning Balance		1,011,796.13	1,142,920.29	1,268,775.26	1,268,775.26	1,438,193.79
Excise Tax		131,124.16	125,854.97	159,213.96	169,418.53	150,000.00
Total Revenue		1,142,920.29	1,268,775.26	1,427,989.22	1,438,193.79	1,588,193.79
240 S.C.M. & R. FUND						
Beginning Balance		1,021,683.80	808,033.14	1,143,284.05	1,143,284.05	1,514,623.72
Gasoline Tax		937,216.30	973,197.13	881,317.33	968,360.78	950,000.00
Motor Vehicle License		189,045.13	187,203.68	188,263.92	229,541.57	225,000.00
Interest		4,788.95	60,511.68	128,763.92	141,250.46	115,000.00
		1,131,050.38	1,220,912.49	1,198,345.17	1,339,152.81	1,290,000.00
Total Revenue		2,152,734.18	2,028,945.63	2,341,629.22	2,482,436.86	2,804,623.72
241 STATE HIGHWAY IMPROVEMENT FUND						
Beginning Balance		934,868.18	1,021,893.58	1,175,280.73	1,175,280.73	1,370,418.57
Gasoline Tax		75,990.51	78,907.88	71,458.16	78,515.74	75,000.00
Motor Vehicle License		15,328.00	15,178.66	15,264.64	18,611.48	17,500.00
Interest		4,840.24	61,994.47	124,932.20	137,047.17	110,000.00
		96,158.75	156,081.01	211,655.00	234,174.39	202,500.00
Total Revenue		1,031,026.93	1,177,974.59	1,386,935.73	1,409,455.12	1,572,918.57
242 PERMISSIVE TAX FUND						
Beginning Balance		331,275.19	354,275.17	300,914.11	300,914.11	383,165.72
Permissive Tax		47,190.82	46,473.62	43,580.21	46,807.71	47,000.00
Interest		1,683.90	21,144.60	33,965.67	37,259.40	30,375.00
Reimbursements		0.00	0.00	28,125.00	28,125.00	0.00
		48,874.72	67,618.22	105,670.88	112,192.11	77,375.00
Total Revenue		380,149.91	421,893.39	406,584.99	413,106.22	460,540.72

CITY OF BROOK PARK, OHIO
ACTUAL/ESTIMATED REVENUE

FUND	TRANSACTION	ACTUAL 2022	ACTUAL 2023	ACTUAL thru 11/30/24	PROJECTED 2024	ESTIMATED 2025
243 ECONOMIC DEVELOPMENT FUND						
	Beginning Balance	3,770,993.74	1,959,565.81	2,889,003.72	2,889,003.72	2,243,851.82
	Sale of City Owned Land	0.00	52,242.50	0.00	0.00	0.00
	Misc. Fees & Grants	82,565.00	1,544,835.00	50,475.00	52,300.00	51,000.00
	Refunds/Reimbursements	36,243.04	338,506.16	1,663.02	1,663.02	25,000.00
	Transfer from General Fund	250,000.00	275,000.00	886,163.75	886,163.75	250,000.00
		<u>368,808.04</u>	<u>2,210,583.66</u>	<u>938,301.77</u>	<u>940,126.77</u>	<u>326,000.00</u>
	Total Revenue	<u>4,139,801.78</u>	<u>4,170,149.47</u>	<u>3,827,305.49</u>	<u>3,829,130.49</u>	<u>2,569,851.82</u>
244 BROOKPARK ROAD CORRIDOR FUND						
	Beginning Balance	57,835.41	57,835.41	57,835.41	57,835.41	57,835.41
	Transfer from Other Funds	0.00	0.00	0.00	0.00	0.00
	Total Revenue	<u>57,835.41</u>	<u>57,835.41</u>	<u>57,835.41</u>	<u>57,835.41</u>	<u>57,835.41</u>
245 CDBG FUND						
	Beginning Balance	312,548.03	36,290.03	36,290.03	36,290.03	36,290.03
	Grants	150,000.00	0.00	0.00	0.00	0.00
	Transfer from General Fund	0.00	0.00	0.00	0.00	0.00
	Transfer from Capital Improvement Fund	0.00	0.00	0.00	0.00	0.00
		<u>150,000.00</u>	<u>0.00</u>	<u>0.00</u>	<u>0.00</u>	<u>0.00</u>
	Total Revenue	<u>462,548.03</u>	<u>36,290.03</u>	<u>36,290.03</u>	<u>36,290.03</u>	<u>36,290.03</u>
250 SPECIAL RECREATION FUND						
	Beginning Balance	244,289.65	294,866.68	331,156.08	331,156.08	366,640.94
	Misc. Revenue	141,557.00	158,884.00	130,004.00	147,254.00	155,000.00
	Reimbursements	0.00	0.00	0.00	0.00	0.00
		<u>141,557.00</u>	<u>158,884.00</u>	<u>130,004.00</u>	<u>147,254.00</u>	<u>155,000.00</u>
	Total Revenue	<u>385,846.65</u>	<u>453,750.68</u>	<u>461,160.08</u>	<u>478,410.08</u>	<u>521,640.94</u>
251 KENNEDY PARK CONCESSION FUND						
	Beginning Balance	1,146.04	1,146.04	1,146.04	1,146.04	1,146.04
	Misc. Sales	0.00	0.00	0.00	0.00	0.00
	Transfer from General Fund	0.00	0.00	0.00	0.00	0.00
		<u>0.00</u>	<u>0.00</u>	<u>0.00</u>	<u>0.00</u>	<u>0.00</u>
	Total Revenue	<u>1,146.04</u>	<u>1,146.04</u>	<u>1,146.04</u>	<u>1,146.04</u>	<u>1,146.04</u>
254 CONCESSION STAND PETTY CASH						
	Beginning Balance	1,480.00	1,480.00	1,480.00	1,480.00	1,480.00
255 RECREATION CENTER CONCESSION FUND						
	Beginning Balance	5,779.97	5,779.97	6,373.30	6,373.30	8,309.14
	Misc. Sales	0.00	593.33	1,935.84	1,935.84	2,000.00
	Transfer from General Fund	0.00	0.00	0.00	0.00	0.00
		<u>0.00</u>	<u>593.33</u>	<u>1,935.84</u>	<u>1,935.84</u>	<u>2,000.00</u>
	Total Revenue	<u>5,779.97</u>	<u>6,373.30</u>	<u>8,309.14</u>	<u>8,309.14</u>	<u>10,309.14</u>
261 HUFSEY/FORBES CONCESSION FUND						
	Beginning Balance	64.42	64.42	64.42	64.42	64.42
	Misc. Sales	0.00	0.00	0.00	0.00	0.00
	Transfer from General Fund	0.00	0.00	0.00	0.00	0.00
		<u>0.00</u>	<u>0.00</u>	<u>0.00</u>	<u>0.00</u>	<u>0.00</u>
	Total Revenue	<u>64.42</u>	<u>64.42</u>	<u>64.42</u>	<u>64.42</u>	<u>64.42</u>
262 AMERICAN LEGION CONCESSION FUND						
	Beginning Balance	15.98	15.98	15.98	15.98	15.98
	Misc. Sales	0.00	0.00	0.00	0.00	0.00
	Transfer from General Fund	0.00	0.00	0.00	0.00	0.00
		<u>0.00</u>	<u>0.00</u>	<u>0.00</u>	<u>0.00</u>	<u>0.00</u>
	Total Revenue	<u>15.98</u>	<u>15.98</u>	<u>15.98</u>	<u>15.98</u>	<u>15.98</u>
263 WEDO PARK CONCESSION FUND						
	Beginning Balance	45.11	45.11	45.11	45.11	
	Misc. Sales	0.00	0.00	0.00	0.00	
	Transfer from General Fund	0.00	0.00	0.00	0.00	
		<u>0.00</u>	<u>0.00</u>	<u>0.00</u>	<u>0.00</u>	
	Total Revenue	<u>45.11</u>	<u>45.11</u>	<u>45.11</u>	<u>45.11</u>	

CITY OF BROOK PARK, OHIO
ACTUAL/ESTIMATED REVENUE

FUND	TRANSACTION	ACTUAL 2022	ACTUAL 2023	ACTUAL thru 11/30/24	PROJECTED 2024	ESTIMATED 2025
264 WATER PARK FUND						
	Beginning Balance	3,234.66	7,435.58	28,032.18	28,032.18	54,364.97
	Park Admission Revenue	52,621.00	49,064.60	58,690.03	58,845.03	60,000.00
	Concession Stand Revenue	9,547.50	13,696.12	14,046.00	14,046.00	14,500.00
	Special Events	0.00	5,250.00	5,265.00	5,265.00	5,000.00
	Transfer from General Fund	50,000.00	50,000.00	50,000.00	50,000.00	25,000.00
		112,168.50	118,010.72	128,001.03	128,156.03	104,500.00
	Total Revenue	115,403.16	125,446.30	156,033.21	156,188.21	158,864.97
265 PLANT LANE CONCESSION FUND						
	Beginning Balance	97.71	97.71	97.71	97.71	97.71
	Misc. Sales	0.00	0.00	0.00	0.00	0.00
	Transfer from General Fund	0.00	0.00	0.00	0.00	0.00
		0.00	0.00	0.00	0.00	0.00
	Total Revenue	97.71	97.71	97.71	97.71	97.71
270 LAW ENFORCEMENT FUND						
	Beginning Balance	57,508.50	101,624.50	106,245.89	106,245.89	132,316.75
	Drug Monies	42,244.00	4,576.33	22,899.91	22,899.91	500.00
	Grants & Misc. Revenue	6,495.00	1,925.06	9,337.90	9,337.90	8,000.00
	Reimbursements	0.00	0.00	0.00	0.00	0.00
		48,739.00	6,501.39	32,237.81	32,237.81	8,500.00
	Total Revenue	106,247.50	108,125.89	138,483.70	138,483.70	140,816.75
271 D.W.I. ENFORCEMENT & EDUCATION FUND						
	Beginning Balance	29,664.19	30,435.29	31,235.29	31,235.29	32,235.29
	DUI/LEA Berea Muni Court	771.10	800.00	1,150.00	1,225.00	1,000.00
		771.10	800.00	1,150.00	1,225.00	1,000.00
	Total Revenue	30,435.29	31,235.29	32,385.29	32,460.29	33,235.29
272 FEDERAL FORFEITURE FUND						
	Beginning Balance	251,827.09	182,335.83	187,487.41	187,487.41	74,624.21
	Interest	994.63	10,297.58	9,536.51	10,466.34	8,750.00
	Grants & Misc. Revenue	0.00	0.00	0.00	0.00	0.00
	Reimbursements	0.00	0.00	0.00	0.00	0.00
		994.63	10,297.58	9,536.51	10,466.34	8,750.00
	Total Revenue	252,821.72	192,633.41	197,023.92	197,953.75	83,374.21
273 COMMUNITY DIVERSION PROGRAM FUND						
	Beginning Balance	19,796.87	19,796.87	19,796.87	19,796.87	19,796.87
	Fines	0.00	0.00	0.00	0.00	0.00
	Reimbursements	0.00	0.00	0.00	0.00	0.00
		0.00	0.00	0.00	0.00	0.00
	Total Revenue	19,796.87	19,796.87	19,796.87	19,796.87	19,796.87
275 CONTINUING TRAINING PROGRAM FUND						
	Beginning Balance	23,233.02	39,901.38	39,901.38	39,901.38	72,153.30
	Reimbursements	16,668.36	0.00	32,251.92	32,251.92	15,000.00
	Total Revenue	39,901.38	39,901.38	72,153.30	72,153.30	87,153.30
276 OPIOID SETTLEMENT FUND						
	Beginning Balance	0.00	3,366.86	18,469.91	18,469.91	49,675.50
	Reimbursements	3,366.86	15,103.05	31,205.59	31,205.59	20,000.00
	Total Revenue	3,366.86	18,469.91	49,675.50	49,675.50	69,675.50
280 FEMA FUND						
	Beginning Balance	54,663.00	54,663.00	54,663.00	54,663.00	54,663.00
	Reimbursements	0.00	0.00	0.00	0.00	0.00
	Total Revenue	54,663.00	54,663.00	54,663.00	54,663.00	54,663.00
282 AMERICAN RESCUE PLAN ACT FUND						
	Beginning Balance	962,766.99	1,841,155.19	1,841,156.09	1,841,156.09	
	Reimbursements	970,454.15	227,999.90	0.00	0.00	
	Total Revenue	1,933,221.14	2,069,155.09	1,841,156.09	1,841,156.09	

**CITY OF BROOK PARK, OHIO
ACTUAL/ESTIMATED REVENUE**

FUND	TRANSACTION	ACTUAL 2022	ACTUAL 2023	ACTUAL thru 11/30/24	PROJECTED 2024	ESTIMATED 2025
290 INSURANCE FUND						
	Beginning Balance	1,167,713.90	1,171,535.72	1,165,590.82	1,165,590.82	2,514,878.13
	Reimbursements	99,547.92	111,716.47	1,651,625.99	1,651,625.99	455,000.00
	Transfer from General Fund	0.00	0.00	0.00	0.00	0.00
		99,547.92	111,716.47	1,651,625.99	1,651,625.99	455,000.00
	Total Revenue	1,267,261.82	1,283,252.19	2,817,216.81	2,817,216.81	2,969,878.13
310 GENERAL BOND RETIREMENT FUND						
	Beginning Balance	1,273,191.74	1,301,118.39	1,297,368.39	1,297,368.39	1,303,743.40
	Transfer from Other Funds	983,170.48	982,838.36	1,000,522.87	1,000,522.87	1,005,262.36
	Reimbursements	95,029.95	63,353.30	63,353.30	63,353.30	63,353.30
		1,078,200.43	1,046,191.66	1,063,876.17	1,063,876.17	1,068,615.66
	Total Revenue	2,351,392.17	2,347,310.05	2,361,244.56	2,361,244.56	2,372,359.06
401 CAPITAL IMPROVEMENT FUND						
	Beginning Balance	1,849,751.35	1,119,589.35	770,708.98	770,708.98	654,747.820
	Transfer from City Income Tax Fund	2,438,821.87	2,955,314.41	3,676,189.03	3,961,134.43	3,439,483.57
	Transfer/Advance from Other Funds	0.00	955,430.95	809,861.44	809,861.44	120,367.96
	Sale of Assets, Sp. Ass., Grants & Other Rev.	227,590.00	372,549.80	1,023,585.85	1,028,306.85	385,721.00
	Refunds/Reimbursements	0.00	200.88	3,250.00	3,250.00	0.00
		2,666,411.87	4,283,496.04	5,512,886.32	5,802,552.72	3,945,572.53
	Total Revenue	4,516,163.22	5,403,085.39	6,283,595.30	6,573,261.70	4,600,320.35
450 FIRE VEHICLE ACQUISITION FUND						
	Beginning Balance					0.00
	Transfer from General Fund					0.00
	Transfer from Capital Improvement Fund					100,000.00
	Advances					0.00
	Transfer from Other Funds					0.00
						100,000.00
	Total Revenue					100,000.00
451 POLICE VEHICLE ACQUISITION FUND						
	Beginning Balance					0.00
	Transfer from General Fund					0.00
	Transfer from Capital Improvement Fund					20,000.00
	Advances					0.00
	Transfer from Other Funds					0.00
						20,000.00
	Total Revenue					20,000.00
452 SERVICE VEHICLE ACQUISITION FUND						
	Beginning Balance					0.00
	Transfer from General Fund					0.00
	Transfer from Capital Improvement Fund					45,000.00
	Advances					0.00
	Transfer from Other Funds					0.00
						45,000.00
	Total Revenue					45,000.00
459 SEWER IMPROVEMENTS FUND						
	Beginning Balance	231,505.02	269,973.64	672,192.30	672,192.30	255,356.32
	Reimbursements - NEORS (CCS)	0.00	899,706.19	213,181.01	414,181.01	200,000.00
	Transfer from Capital Improvement Fund	100,000.00	251,389.64	0.00	0.00	0.00
	Advances	0.00	1,000,000.00	0.00	0.00	0.00
	Transfer from Other Funds	0.00	0.00	0.00	0.00	0.00
		100,000.00	2,151,095.83	213,181.01	414,181.01	200,000.00
	Total Revenue	331,505.02	2,421,069.47	885,373.31	1,086,373.31	455,356.32
480 FORD PLANT MUNI IMPROVEMENT TIF FUND						
	Beginning Balance			0.00	0.00	112,247.38
	Payments in Lieu of Taxes			112,247.38	112,247.38	123,472.12
	Total Revenue			112,247.38	112,247.38	235,719.50

**CITY OF BROOK PARK, OHIO
ACTUAL/ESTIMATED REVENUE**

FUND	TRANSACTION	ACTUAL 2022	ACTUAL 2023	ACTUAL thru 11/30/24	PROJECTED 2024	ESTIMATED 2025
517 SOUND INSULATION PROGRAM FUND						
	Beginning Balance	180,849.57	154,277.07	80,450.48	80,450.48	132,485.24
	Interest	0.00	0.00	0.00		0.00
	Misc. Revenue	0.00	0.00	0.00		0.00
	Refunds	0.00	0.00	0.00		0.00
	Transfer from General Fund	0.00	200,000.00	500,000.00	500,000.00	500,000.00
		0.00	200,000.00	500,000.00	500,000.00	500,000.00
	Total Revenue	180,849.57	354,277.07	580,450.48	580,450.48	632,485.24
521 CAPITAL CONSTRUCTION FUND						
	Beginning Balance	214,399.76	214,399.76	214,399.76	214,399.76	214,399.76
	Special Assessments	0.00	0.00	0.00		0.00
	Transfer from General Fund	0.00	0.00	0.00		0.00
	Transfer from Other Funds	0.00	0.00	0.00		0.00
		0.00	0.00	0.00	0.00	0.00
	Total Revenue	214,399.76	214,399.76	214,399.76	214,399.76	214,399.76
545 2018/2019 STREET IMPROVEMENTS FUND						
	Beginning Balance	1,608,830.15	1,625,988.69			
	OPWC Grant - Holland	0.00	0.00			
	OPWC Loan - Holland	0.00	0.00			
	Grant - Cuyahoga County	0.00	0.00			
	Grant - ODOT	0.00	0.00			
	Reimbursements	17,158.54	0.00			
	Transfer from General Fund	0.00	0.00			
	Transfer from Capital Improvement Fund	0.00	0.00			
		17,158.54	0.00			
	Total Revenue	1,625,988.69	1,625,988.69			
546 2021 STREET IMPROVEMENTS FUND						
	Beginning Balance	753,265.97	379,052.18	362,120.55	362,120.55	
	Transfer from General Fund	0.00	0.00	0.00	0.00	
	Transfer from Capital Improvement Fund	0.00	0.00	0.00	0.00	
		0.00	0.00	0.00	0.00	
	Total Revenue	753,265.97	379,052.18	362,120.55	362,120.55	
547 2022 STREET IMPROVEMENTS FUND						
	Beginning Balance	0.00	208,779.07	176,539.31	176,539.31	
	Transfer from General Fund	0.00	0.00	0.00	0.00	
	Transfer from Capital Improvement Fund	700,000.00	0.00	0.00	0.00	
		700,000.00	0.00	0.00	0.00	
	Total Revenue	700,000.00	208,779.07	176,539.31	176,539.31	
548 SHELDON ROAD WATER MAIN FUND						
	Beginning Balance	0.00	60,788.10	255,985.54	255,985.54	62,312.20
	Reimbursements	0.00	0.00	0.00	0.00	0.00
	Transfer from Capital Improvement Fund	100,000.00	529,686.86	0.00	0.00	0.00
		100,000.00	529,686.86	0.00	0.00	0.00
	Total Revenue	100,000.00	590,474.96	255,985.54	255,985.54	62,312.20
549 2023 STREET IMPROVEMENTS FUND						
	Beginning Balance		0.00	9,612.74	9,612.74	
	Transfer from General Fund		400,000.00	0.00	0.00	
	Transfer from Capital Improvement Fund		790,000.00	0.00	0.00	
			1,190,000.00	0.00	0.00	
	Total Revenue		1,190,000.00	9,612.74	9,612.74	
550 SHELDON Rd. Bridge Improv Project Fund						
	Beginning Balance		0.00	0.00	0.00	0.00
	Reimbursements		122,721.00	100,181.25	157,443.32	933,006.02
	Transfer from General Fund		0.00	0.00	0.00	0.00
	Transfer from Capital Improvement Fund		0.00	0.00	0.00	0.00
			122,721.00	100,181.25	157,443.32	933,006.02
	Total Revenue		122,721.00	100,181.25	157,443.32	933,006.02

CITY OF BROOK PARK, OHIO
ACTUAL/ESTIMATED REVENUE

FUND	TRANSACTION	ACTUAL 2022	ACTUAL 2023	ACTUAL thru 11/30/24	PROJECTED 2024	ESTIMATED 2025
551 2024/2025 STREET IMPROVEMENTS FUND						
	Beginning Balance			0.00	0.00	121,002.00
	Reimbursements			0.00	0.00	0.00
	Transfer from General Fund			1,318,779.12	1,318,779.12	1,250,000.00
	Transfer from Capital Improvement Fund			1,398,930.22	1,398,930.22	630,000.00
				<u>2,717,709.34</u>	<u>2,717,709.34</u>	<u>1,880,000.00</u>
	Total Revenue			<u>2,717,709.34</u>	<u>2,717,709.34</u>	<u>2,001,002.00</u>
552 NATATORIUM IMPROVEMENT FUND						
	Beginning Balance			0.00	0.00	2,516,327.73
	Grant - State of Ohio			1,000,000.00	1,000,000.00	0.00
	Transfer from General Fund			800,000.00	800,000.00	0.00
	Transfer from Capital Improvement Fund			800,000.00	800,000.00	0.00
				<u>2,600,000.00</u>	<u>2,600,000.00</u>	<u>0.00</u>
	Total Revenue			<u>2,600,000.00</u>	<u>2,600,000.00</u>	<u>2,516,327.73</u>
553 RECREATION CENTER RENOVATION FUND						
	Beginning Balance			0.00	0.00	0.00
	Transfer from General Fund			0.00	2,200,000.00	1,100,000.00
				<u>0.00</u>	<u>2,200,000.00</u>	<u>1,100,000.00</u>
	Total Revenue			<u>0.00</u>	<u>2,200,000.00</u>	<u>1,100,000.00</u>
690 MEDICAL BENEFITS FUND						
	Beginning Balance	2,699,570.93	2,809,565.94	2,800,768.24	2,800,768.24	2,777,541.73
	Refunds/Reimbursements	2,121,994.82	2,032,068.76	1,956,876.66	2,126,962.40	2,313,118.41
	Employee Contribution	286,242.02	293,573.65	289,084.22	312,673.13	341,710.87
		<u>2,408,236.84</u>	<u>2,325,642.41</u>	<u>2,245,960.88</u>	<u>2,439,635.53</u>	<u>2,654,829.28</u>
	Total Revenue	<u>5,107,807.77</u>	<u>5,135,208.35</u>	<u>5,046,729.12</u>	<u>5,240,403.77</u>	<u>5,432,371.01</u>
691 RETIREES' ACCRUED BENEFITS FUND						
	Beginning Balance	452,991.91	220,532.87	414,036.24	414,036.24	333,179.62
	Transfer from General Fund	0.00	500,000.00	250,000.00	250,000.00	300,000.00
	Total Revenue	<u>452,991.91</u>	<u>720,532.87</u>	<u>664,036.24</u>	<u>664,036.24</u>	<u>633,179.62</u>
711 POLICE PENSION FUND						
	Beginning Balance	56,514.92	159,127.88	174,867.15	174,867.15	192,904.88
	Property Tax	143,176.62	147,205.34	144,008.14	144,008.14	173,640.76
	State Aid - Real Property Rollback	17,221.11	16,945.21	17,120.88	17,120.88	19,988.26
	Transfer from General Fund	550,000.00	545,000.00	650,000.00	650,000.00	650,000.00
	Police Pension Payroll Receipt	43,168.34	(469.39)	(1,787.74)	(25,857.03)	0.00
		<u>753,566.07</u>	<u>708,681.16</u>	<u>809,341.28</u>	<u>785,271.99</u>	<u>843,629.02</u>
	Total Revenue	<u>810,080.99</u>	<u>867,809.04</u>	<u>984,208.43</u>	<u>960,139.14</u>	<u>1,036,533.90</u>
712 FIRE PENSION FUND						
	Beginning Balance	49,393.57	83,829.86	213,975.97	213,975.97	254,868.97
	Property Tax	143,176.61	147,205.22	144,008.10	144,008.14	173,640.71
	State Aid - Real Property Rollback	17,221.15	16,945.29	17,120.87	17,120.87	19,988.26
	Transfer from General Fund	625,000.00	660,000.00	700,000.00	700,000.00	600,000.00
	Firemen Pension Payroll Receipt	0.16	28,546.19	(22,369.46)	10,742.05	0.00
		<u>785,397.92</u>	<u>852,696.70</u>	<u>838,759.51</u>	<u>871,871.06</u>	<u>793,628.97</u>
	Total Revenue	<u>834,791.49</u>	<u>936,526.56</u>	<u>1,052,735.48</u>	<u>1,085,847.03</u>	<u>1,048,497.94</u>
713 S.W.G.H. FUND						
	Beginning Balance	0.00	0.00	0.00	0.00	0.00
	Property Tax	98,365.59	101,153.50	99,208.74	99,208.74	99,061.91
	State Aid - Real Property Rollback	11,809.79	11,622.46	11,746.53	11,746.53	11,700.00
		<u>110,175.38</u>	<u>112,775.96</u>	<u>110,955.27</u>	<u>110,955.27</u>	<u>110,761.91</u>
	Total Revenue	<u>110,175.38</u>	<u>112,775.96</u>	<u>110,955.27</u>	<u>110,955.27</u>	<u>110,761.91</u>
714 CASH BONDS HELD FUND						
	Beginning Balance	97,508.53	126,530.53	119,730.53	119,730.53	158,141.47
	Cash Bonds	53,122.00	26,651.00	106,320.92	124,806.70	2,000.00
	Total Revenue	<u>150,630.53</u>	<u>6 153,181.53</u>	<u>226,051.45</u>	<u>244,537.23</u>	<u>160,141.47</u>

CITY OF BROOK PARK, OHIO
ACTUAL/ESTIMATED REVENUE

FUND	TRANSACTION	ACTUAL 2022	ACTUAL 2023	ACTUAL thru 11/30/24	PROJECTED 2024	ESTIMATED 2025
716 BUILDING STANDARDS BOARD FUND						
	Beginning Balance	22,223.20	32,710.80	280.63	280.63	(0.47)
	State Assessments	10,487.60	7,335.92	4,468.91	4,982.90	4,000.00
	Total Revenue	<u>32,710.80</u>	<u>40,046.72</u>	<u>4,749.54</u>	<u>5,263.53</u>	<u>3,999.53</u>
717 UNCLAIMED MONIES FUND						
	Beginning Balance	0.00	0.00	1,093.33	1,093.33	19,662.84
	Misc Revenue	0.00	1,093.33	14,480.98	18,669.51	0.00
	Transfer from General Fund	8,524.62	0.00	0.00	0.00	0.00
	Total Revenue	<u>8,524.62</u>	<u>1,093.33</u>	<u>15,574.31</u>	<u>19,762.84</u>	<u>19,662.84</u>
750-777 PAYROLL ACCOUNTS FUND						
	Beginning Balance	18,331.13	21,001.02	73,525.19	73,525.19	75,555.70
	Payroll Deductions	78,482.49	117,226.22	13,341.63	70,317.68	120,000.00
	Total Revenue	<u>96,813.62</u>	<u>138,227.24</u>	<u>86,866.82</u>	<u>143,842.87</u>	<u>195,555.70</u>
920 SPECIAL ASSESSMENT BOND RETIREMENT FUND						
	Beginning Balance	28,655.06	46,060.75	57,405.31	57,405.31	
	Special Assessments	75,513.40	72,118.61	124.69	124.69	
	Advance from General Fund	0.00	0.00	0.00	0.00	
	Total Revenue	<u>104,168.46</u>	<u>118,179.36</u>	<u>57,530.00</u>	<u>57,530.00</u>	
TOTAL BALANCES		29,270,151.54	29,655,035.63	32,834,367.96	32,834,367.96	32,339,489.05
TOTAL RECEIPTS		30,524,211.01	33,899,530.38	34,320,421.04	37,084,697.54	34,650,828.17
TOTAL NON REVENUE		25,494,438.41	33,915,680.60	36,449,085.33	41,409,044.85	35,533,081.96
		<u>56,018,649.42</u>	<u>67,815,210.98</u>	<u>70,769,506.37</u>	<u>78,493,742.39</u>	<u>70,183,910.13</u>
TOTAL REVENUE		<u>85,288,800.96</u>	<u>97,470,246.61</u>	<u>103,603,874.33</u>	<u>111,328,110.35</u>	<u>102,523,399.18</u>

C

CITY OF BROOK PARK
3 YEARS DISBURSEMENTS &
APPROPRIATIONS FOR 2026

Description	DISBURSED 2022	DISBURSED 2023	ACTUAL thru 11/30/24	PROJECTED 2024	2025 APPROPRIATIONS
100 GENERAL FUND					
110 COUNCIL					
513 PART TIME SALARIES	123,967.68	123,967.68	113,637.04	123,967.68	123,968.00
519 FRINGE BENEFITS	19,086.33	17,708.79	19,003.27	19,153.08	19,153.04
521 COMMUNICATIONS	6,141.69	3,492.25	3,785.56	4,117.19	4,500.00
523 PROFESSIONAL SERVICES	0.00	2,500.00	0.00	0.00	0.00
524 REPAIR & MAINTENANCE	423.50	668.55	2,009.90	2,009.90	1,250.00
525 TRAVEL & EDUCATION	409.36	409.36	409.36	409.36	500.00
526 OFFICE SUPPLIES	961.34	862.33	879.01	924.73	1,000.00
527 MISCELLANEOUS EXPENSES	159.87	81.80	499.60	570.42	750.00
528 TOOLS & MINOR EQUIPMENT	57.73	0.00	0.00	0.00	0.00
529 CONTRACTS	5,672.02	6,199.71	9,967.03	10,326.48	12,500.00
	<u>156,878.52</u>	<u>155,888.47</u>	<u>150,190.77</u>	<u>161,478.84</u>	<u>163,621.04</u>
111 CLERK OF COUNCIL					
511 REGULAR SALARIES	59,884.87	57,458.00	54,350.11	59,357.80	68,308.87
512 OVERTIME	0.00	0.00	0.00	0.00	0.00
513 PART TIME SALARIES	7,376.70	10,651.74	10,950.05	12,375.05	18,000.00
519 FRINGE BENEFITS	18,602.26	17,006.65	17,814.24	18,543.53	21,612.63
521 COMMUNICATIONS	1,241.42	364.07	532.19	576.39	750.00
523 PROFESSIONAL SERVICES	0.00	0.00	0.00	0.00	0.00
524 REPAIR & MAINTENANCE	0.00	0.00	0.00	0.00	0.00
525 TRAVEL & EDUCATION	30.00	30.00	85.00	85.00	100.00
526 OFFICE SUPPLIES	8.20	0.00	0.00	0.00	0.00
527 MISCELLANEOUS EXPENSES	0.00	0.00	0.00	0.00	0.00
528 TOOLS & MINOR EQUIPMENT	7.27	0.00	0.00	0.00	0.00
529 CONTRACTS	108.74	0.00	0.00	0.00	0.00
	<u>87,259.46</u>	<u>85,510.46</u>	<u>83,731.59</u>	<u>90,937.77</u>	<u>108,771.50</u>
210 MAYOR'S COURT					
511 REGULAR SALARIES	65,811.30	108,310.04	93,150.57	100,320.19	119,609.75
512 OVERTIME	6.74	658.10	130.96	130.96	250.00
513 PART TIME SALARIES	63,805.95	44,409.60	40,708.80	44,409.60	35,000.00
519 FRINGE BENEFITS	31,207.80	38,392.38	33,525.87	34,591.96	25,359.24
521 COMMUNICATIONS	3,193.67	12,760.84	6,128.87	6,346.43	7,500.00
522 EQUIPMENT RENTAL	0.00	0.00	0.00	0.00	0.00
523 PROFESSIONAL SERVICES	0.00	0.00	0.00	0.00	0.00
524 REPAIR & MAINTENANCE	0.00	0.00	159.99	159.99	250.00
525 TRAVEL & EDUCATION	348.75	1,681.82	2,739.09	2,739.09	2,500.00
526 OFFICE SUPPLIES	1,642.47	2,371.87	4,523.54	4,523.54	5,500.00
527 MISCELLANEOUS EXPENSES	0.00	0.00	0.00	0.00	0.00
528 TOOLS & MINOR EQUIPMENT	0.00	0.00	64.78	64.78	100.00
529 CONTRACTS	5,687.38	6,243.23	5,372.22	5,926.45	7,000.00
574 REFUNDS	0.00	165.00	0.00	0.00	250.00
	<u>171,704.06</u>	<u>214,992.88</u>	<u>188,504.69</u>	<u>199,212.99</u>	<u>203,318.99</u>
211 MUNICIPAL COURT					
529 CONTRACTS	8,772.00	1,223.00	0.00	0.00	5,000.00
320 PLANNING COMMISSION					
511 COMMISSION SALARIES	5,900.00	9,000.00	8,250.00	9,000.00	9,000.00
519 FRINGE BENEFITS	911.55	1,285.70	1,379.90	1,390.80	1,390.50
526 OFFICE SUPPLIES	0.00	0.00	0.00	0.00	0.00
	<u>6,811.55</u>	<u>10,285.70</u>	<u>9,629.90</u>	<u>10,390.80</u>	<u>10,390.50</u>
325 COMMUNITY DEVELOPMENT					
511 REGULAR SALARIES	75,893.06	90,127.99	84,634.50	91,986.15	95,200.00
519 FRINGE BENEFITS	31,819.33	32,957.95	33,458.18	35,330.08	37,984.97
521 COMMUNICATIONS	52.84	128.93	391.35	391.35	500.00
523 PROFESSIONAL SERVICES	0.00	0.00	0.00	0.00	0.00
524 REPAIR & MAINTENANCE	0.00	0.00	0.00	0.00	0.00
525 TRAVEL & EDUCATION	499.00	299.00	330.00	330.00	500.00
526 OFFICE SUPPLIES	232.50	80.47	117.31	117.31	250.00
527 MISCELLANEOUS EXPENSES	0.00	0.00	0.00	0.00	0.00
528 TOOLS & MINOR EQUIPMENT	0.00	0.00	0.00	0.00	0.00
529 CONTRACTS	108.74	109.26	108.22	108.22	150.00
	<u>108,605.47</u>	<u>123,703.60</u>	<u>119,039.56</u>	<u>128,263.11</u>	<u>134,584.97</u>

CITY OF BROOK PARK
3 YEARS DISBURSEMENTS &
APPROPRIATIONS FOR 2025

Description	DISBURSED 2022	DISBURSED 2023	ACTUAL thru 11/30/24	PROJECTED 2024	2025 APPROPRIATIONS
330 CIVIL SERVICE COMMISSION					
511 COMMISSION SALARIES	6,122.07	9,265.38	10,950.00	11,400.00	13,900.00
513 PART TIME SALARIES	22,879.86	21,945.37	19,927.57	21,472.95	24,000.00
519 FRINGE BENEFITS	4,412.98	4,680.04	5,020.15	5,049.10	5,855.55
521 COMMUNICATIONS	83.31	161.10	119.71	135.57	200.00
522 EQUIPMENT RENTAL	0.00	0.00	0.00	0.00	0.00
523 PROFESSIONAL SERVICES	0.00	0.00	0.00	0.00	0.00
524 REPAIR & MAINTENANCE	0.00	0.00	0.00	0.00	0.00
525 TRAVEL & EDUCATION	0.00	1,825.00	975.00	975.00	2,000.00
526 OFFICE SUPPLIES	119.65	207.95	218.56	218.56	500.00
527 MISCELLANEOUS EXPENSES	4,383.25	1,966.13	600.00	600.00	2,000.00
528 TOOLS & MINOR EQUIPMENT	0.00	0.00	0.00	0.00	0.00
529 CONTRACTS	4,875.88	21,886.27	1,495.79	1,495.79	10,000.00
	42,877.00	61,937.24	39,306.78	41,347.97	58,455.55
335 BOARD OF ZONING AND APPEALS					
511 COMMISSION SALARIES	7,200.00	10,050.00	9,900.00	10,800.00	10,800.00
519 FRINGE BENEFITS	1,112.40	1,426.95	1,655.88	1,668.96	1,668.60
526 OFFICE SUPPLIES	0.00	0.00	0.00	0.00	0.00
	8,312.40	11,476.95	11,555.88	12,468.96	12,468.60
340 RECREATION COMMISSION					
511 COMMISSION SALARIES	6,000.00	9,000.00	8,250.00	9,000.00	9,000.00
519 FRINGE BENEFITS	927.00	1,285.70	1,379.90	1,390.80	1,390.50
527 MISCELLANEOUS EXPENSES	0.00	0.00	0.00	0.00	0.00
	6,927.00	10,285.70	9,629.90	10,390.80	10,390.50
341 RECREATION CENTER					
511 REGULAR SALARIES	294,531.13	301,014.51	279,979.01	308,896.13	381,838.61
512 OVERTIME	7,361.59	3,148.99	6,699.17	6,687.86	9,000.00
513 PART TIME SALARIES	101,578.77	103,228.58	73,140.40	77,612.94	131,912.00
519 FRINGE BENEFITS	119,445.63	129,536.39	136,797.25	145,106.71	159,686.52
520 UTILITIES	142,991.64	119,820.43	110,387.51	112,341.32	140,000.00
521 COMMUNICATIONS	17,453.07	10,755.26	11,608.53	13,068.03	15,000.00
522 EQUIPMENT RENTAL	260.00	150.00	295.00	2,145.00	500.00
523 PROFESSIONAL SERVICES	1,169.25	1,364.73	1,566.00	2,605.50	2,000.00
524 REPAIR & MAINTENANCE	7,013.46	6,893.23	10,364.98	16,042.82	15,000.00
525 TRAVEL & EDUCATION	930.00	1,765.68	535.00	825.00	1,500.00
526 OFFICE SUPPLIES	548.71	533.10	687.41	687.41	1,000.00
527 MISCELLANEOUS EXPENSES	10,142.12	13,687.92	10,653.12	11,966.59	15,000.00
528 TOOLS & MINOR EQUIPMENT	520.02	292.63	594.14	605.11	1,000.00
529 CONTRACTS	26,532.76	27,915.28	21,181.76	24,947.89	30,000.00
574 REFUNDS	730.00	50.00	200.00	0.00	500.00
	731,208.15	720,156.73	664,689.28	723,538.31	903,937.13
342 PARKS & PLAYGROUNDS					
511 REGULAR SALARIES	117,516.73	122,266.35	98,126.94	110,771.74	176,400.40
512 OVERTIME	0.00	410.94	532.74	768.11	1,000.00
513 PART TIME SALARIES	14,418.57	13,613.76	21,635.32	21,784.23	25,000.00
519 FRINGE BENEFITS	64,024.67	61,613.74	49,146.19	51,215.35	88,181.26
520 UTILITIES	65,280.49	63,477.25	54,892.54	60,043.95	67,500.00
521 COMMUNICATIONS	676.84	698.62	1,057.96	1,161.49	1,500.00
522 EQUIPMENT RENTAL	0.00	1,119.50	110.00	110.00	500.00
523 PROFESSIONAL SERVICES	0.00	0.00	0.00	0.00	0.00
524 REPAIR & MAINTENANCE	26,254.83	26,928.79	23,598.06	26,936.33	32,500.00
525 TRAVEL & EDUCATION	91.40	0.00	453.75	612.25	250.00
527 MISCELLANEOUS EXPENSES	16,871.59	21,993.82	24,882.28	26,164.00	22,500.00
528 TOOLS & MINOR EQUIPMENT	487.59	191.23	511.90	511.90	500.00
529 CONTRACTS	15,083.00	15,353.00	13,138.00	13,383.00	17,500.00
	320,705.71	327,667.00	288,085.68	313,462.35	433,331.66
343 PUBLIC RECREATION					
511 REGULAR SALARIES	0.00	0.00	0.00	0.00	0.00
513 PART TIME SALARIES	14,640.78	11,104.33	12,936.59	12,997.34	18,000.00
519 FRINGE BENEFITS	2,274.17	1,696.44	2,018.11	2,018.99	2,781.00
521 COMMUNICATIONS	104.48	64.53	133.97	176.92	150.00
522 EQUIPMENT RENTAL	0.00	0.00	0.00	0.00	0.00
523 PROFESSIONAL SERVICES	24,364.00	28,040.47	27,176.50	27,668.50	35,000.00
524 REPAIR & MAINTENANCE	0.00	0.00	0.00	0.00	0.00
525 TRAVEL & EDUCATION	0.00	0.00	0.00	0.00	0.00
526 OFFICE SUPPLIES	188.00	355.00	211.00	211.00	500.00
527 MISCELLANEOUS EXPENSES	0.00	620.68	0.00	0.00	750.00
528 TOOLS & MINOR EQUIPMENT	0.00	0.00	0.00	0.00	0.00
529 CONTRACTS	0.00	0.00	0.00	0.00	0.00
	41,571.43	41,881.45	42,476.17	43,072.75	57,181.00

CITY OF BROOK PARK
3 YEARS DISBURSEMENTS &
APPROPRIATIONS FOR 2026

Description	DISBURSED 2022	DISBURSED 2023	ACTUAL thru 11/30/24	PROJECTED 2024	2025 APPROPRIATIONS
345 HOME DAYS CELEBRATION					
511 REGULAR SALARIES	1,580.04	466.39	1,458.46	1,458.46	2,000.00
512 OVERTIME	18,195.64	17,615.66	31,942.25	31,942.25	35,000.00
519 FRINGE BENEFITS	1,381.91	1,476.50	2,047.76	2,047.76	2,500.00
520 UTILITIES	3,305.98	2,989.04	2,834.70	3,008.90	3,574.47
521 COMMUNICATIONS	0.00	0.00	0.00	0.00	0.00
522 EQUIPMENT RENTAL	820.00	955.00	1,005.00	1,005.00	1,250.00
523 PROFESSIONAL SERVICES	44,550.00	45,000.00	45,000.00	45,000.00	50,000.00
524 REPAIR & MAINTENANCE	251.41	193.52	389.53	389.53	750.00
527 MISCELLANEOUS EXPENSES	0.00	246.30	239.91	239.91	500.00
528 TOOLS & MINOR EQUIPMENT	226.72	0.00	0.00	0.00	100.00
529 CONTRACTS	0.00	0.00	0.00	0.00	0.00
	<u>70,271.68</u>	<u>68,942.41</u>	<u>84,917.61</u>	<u>85,091.81</u>	<u>95,674.47</u>
350 TECHNOLOGY AND INNOVATION COMMITTEE					
511 COMMISSION SALARIES	3,400.00	5,200.00	4,650.00	5,100.00	5,400.00
519 FRINGE BENEFITS	525.36	740.52	781.58	788.12	834.30
521 COMMUNICATIONS	0.00	0.00	0.00	0.00	0.00
523 PROFESSIONAL SERVICES	0.00	0.00	0.00	0.00	0.00
526 OFFICE SUPPLIES	0.00	0.00	0.00	0.00	0.00
528 TOOLS & MINOR EQUIPMENT	0.00	0.00	0.00	0.00	0.00
529 CONTRACTS	0.00	0.00	0.00	0.00	0.00
	<u>3,925.36</u>	<u>5,940.52</u>	<u>5,431.58</u>	<u>5,888.12</u>	<u>6,234.30</u>
400 MAYOR'S OFFICE					
511 REGULAR SALARIES	281,736.26	289,501.79	263,434.84	288,992.15	261,044.26
512 OVERTIME	438.65	7.21	0.00	0.00	500.00
513 PART TIME SALARIES	0.00	0.00	16,634.70	17,977.42	21,819.20
519 FRINGE BENEFITS	97,065.11	93,037.36	88,124.27	91,647.25	84,727.33
521 COMMUNICATIONS	2,007.73	1,052.45	1,621.25	1,743.46	2,000.00
522 EQUIPMENT RENTAL	0.00	0.00	0.00	0.00	0.00
523 PROFESSIONAL SERVICES	0.00	0.00	0.00	0.00	0.00
524 REPAIR & MAINTENANCE	0.00	54.99	0.00	0.00	100.00
525 TRAVEL & EDUCATION	4,030.91	4,104.99	4,493.86	4,589.74	5,000.00
526 OFFICE SUPPLIES	1,083.07	1,628.75	1,305.11	1,305.11	1,750.00
527 MISCELLANEOUS EXPENSES	136.95	18.00	269.86	1,675.41	250.00
528 TOOLS & MINOR EQUIPMENT	54.55	17.38	25.84	25.84	50.00
529 CONTRACTS	2,737.72	3,484.14	3,213.82	3,367.13	4,000.00
	<u>389,290.95</u>	<u>392,907.06</u>	<u>379,123.55</u>	<u>411,323.51</u>	<u>381,240.79</u>
402 HUMAN RESOURCES					
511 REGULAR SALARIES	72,797.45	74,947.92	73,488.94	80,089.33	87,700.00
519 FRINGE BENEFITS	18,684.48	18,367.89	18,775.91	19,507.63	21,827.56
521 COMMUNICATIONS	5.48	9.27	1.75	1.75	25.00
522 EQUIPMENT RENTAL	0.00	0.00	0.00	0.00	0.00
523 PROFESSIONAL SERVICES	4,052.00	4,761.00	5,705.00	7,030.00	7,500.00
524 REPAIR & MAINTENANCE	0.00	0.00	0.00	0.00	0.00
525 TRAVEL & EDUCATION	325.00	350.00	350.00	350.00	400.00
526 OFFICE SUPPLIES	532.11	0.00	62.40	62.40	250.00
527 MISCELLANEOUS EXPENSES	0.00	0.00	0.00	0.00	0.00
528 TOOLS & MINOR EQUIPMENT	0.00	0.00	0.00	0.00	0.00
529 CONTRACTS	376.07	351.66	302.23	440.56	750.00
	<u>96,772.59</u>	<u>98,787.74</u>	<u>98,686.23</u>	<u>107,481.67</u>	<u>118,452.56</u>
405 CORRECTIONAL FACILITY					
511 REGULAR SALARIES	45,956.80	61,120.01	49,985.84	55,795.00	56,160.00
512 OVERTIME	17,700.58	2,671.56	1,085.82	1,085.82	1,500.00
513 PART TIME SALARIES	83,060.58	61,781.74	65,538.00	72,044.50	76,000.00
519 FRINGE BENEFITS	44,430.69	38,597.49	39,248.92	41,231.81	44,076.88
523 PROFESSIONAL SERVICES	6,083.00	6,000.00	5,500.00	6,000.00	6,000.00
524 REPAIR & MAINTENANCE	0.00	0.00	0.00	0.00	0.00
525 TRAVEL & EDUCATION	0.00	95.00	95.00	95.00	150.00
527 MISCELLANEOUS EXPENSES	6,910.05	2,040.85	1,325.38	3,091.26	2,500.00
528 TOOLS & MINOR EQUIPMENT	2.95	0.00	0.00	0.00	0.00
529 CONTRACTS	14,264.73	88,984.18	112,600.16	125,088.33	160,000.00
	<u>218,409.38</u>	<u>261,290.83</u>	<u>275,379.12</u>	<u>304,431.72</u>	<u>346,386.88</u>
407 SAFETY TOWN					
511 REGULAR SALARIES	0.00	0.00	0.00	0.00	0.00
519 FRINGE BENEFITS	0.00	0.00	0.00	0.00	0.00
523 PROFESSIONAL SERVICES	3,150.00	2,250.00	2,625.00	2,625.00	3,000.00
524 REPAIR & MAINTENANCE	0.00	256.18	9.19	9.19	250.00
527 MISCELLANEOUS EXPENSES	760.50	550.00	375.00	375.00	500.00
	<u>3,910.50</u>	<u>3,056.18</u>	<u>3,009.19</u>	<u>3,009.19</u>	<u>3,750.00</u>

CITY OF BROOK PARK
3 YEARS DISBURSEMENTS &
APPROPRIATIONS FOR 2025

Description	DISBURSED 2022	DISBURSED 2023	ACTUAL thru 11/30/24	PROJECTED 2024	2025 APPROPRIATIONS
409 MECHANICS					
511 REGULAR SALARIES	398,123.28	451,897.09	348,075.62	381,281.32	452,567.20
512 OVERTIME	2,734.42	4,390.99	1,364.50	2,859.87	2,500.00
513 PART TIME SALARIES	0.00	0.00	0.00	0.00	0.00
519 FRINGE BENEFITS	172,437.08	154,314.48	134,034.66	141,371.98	159,283.01
521 COMMUNICATIONS	0.00	0.00	0.00	0.00	0.00
524 REPAIR & MAINTENANCE	0.00	254.29	145.08	145.08	250.00
525 TRAVEL & EDUCATION	0.00	3,592.28	3,421.70	3,415.94	4,000.00
526 OFFICE SUPPLIES	53.30	12.98	0.00	0.00	50.00
527 MISCELLANEOUS EXPENSES	349.62	1,098.72	1,223.19	1,223.19	1,250.00
528 TOOLS & MINOR EQUIPMENT	66.20	0.00	487.44	487.44	1,000.00
529 CONTRACTS	672.00	2,345.68	119.00	119.00	500.00
	572,435.90	617,906.51	488,871.19	530,903.82	621,400.21
410 SAFETY DIRECTOR					
511 REGULAR SALARIES	42,914.43	92,200.11	49,538.54	49,538.54	55,200.00
512 OVERTIME	0.00	0.00	0.00	0.00	0.00
519 FRINGE BENEFITS	17,623.02	34,362.54	19,889.10	19,915.76	32,170.21
521 COMMUNICATIONS	0.00	8.58	32.77	32.77	50.00
525 TRAVEL & EDUCATION	0.00	0.00	0.00	0.00	0.00
526 OFFICE SUPPLIES	69.50	89.03	0.00	0.00	100.00
527 MISCELLANEOUS EXPENSES	0.00	0.00	0.00	0.00	0.00
528 TOOLS & MINOR EQUIPMENT	23.31	0.00	0.00	0.00	0.00
529 CONTRACTS	0.00	0.00	0.00	0.00	0.00
	60,630.26	126,660.26	69,460.41	69,487.07	87,520.21
411 SAFETY BUILDING					
511 REGULAR SALARIES	47,505.41	50,576.67	46,805.99	51,549.99	54,491.07
512 OVERTIME	4,768.08	0.00	0.00	0.00	500.00
513 PART TIME SALARIES	0.00	0.00	0.00	0.00	0.00
519 FRINGE BENEFITS	15,423.70	14,271.18	14,582.41	15,285.03	16,620.05
520 UTILITIES	58,785.64	49,560.37	43,313.65	46,794.83	50,000.00
521 COMMUNICATIONS	0.00	0.00	0.00	0.00	0.00
522 EQUIPMENT RENTAL	0.00	0.00	630.00	630.00	750.00
523 PROFESSIONAL SERVICES	0.00	0.00	0.00	0.00	0.00
524 REPAIR & MAINTENANCE	2,680.63	10,101.64	15.22	515.22	1,500.00
525 TRAVEL & EDUCATION	0.00	0.00	0.00	0.00	0.00
526 OFFICE SUPPLIES	0.00	0.00	0.00	0.00	0.00
527 MISCELLANEOUS EXPENSES	26.97	0.00	0.00	0.00	0.00
528 TOOLS & MINOR EQUIPMENT	0.00	0.00	3.48	3.48	250.00
529 CONTRACTS	658,973.34	774,287.89	687,466.43	713,456.43	750,000.00
	788,163.77	898,797.75	792,817.18	828,234.98	874,111.12
412 POLICE DEPARTMENT					
511 REGULAR SALARIES	3,616,801.49	3,573,541.54	3,490,558.88	3,982,447.65	4,516,575.34
512 OVERTIME	389,245.49	322,806.68	304,771.39	325,110.19	360,000.00
519 FRINGE BENEFITS	716,791.34	623,989.24	618,015.67	674,381.62	772,045.93
521 COMMUNICATIONS	26,613.48	21,480.06	21,255.70	26,920.86	30,000.00
522 EQUIPMENT RENTAL	108.00	108.00	99.00	117.00	150.00
523 PROFESSIONAL SERVICES	8,376.00	6,000.00	5,012.50	6,512.50	6,500.00
524 REPAIR & MAINTENANCE	48,195.18	41,622.09	40,626.15	50,173.49	50,000.00
525 TRAVEL & EDUCATION	12,873.59	19,093.12	9,118.23	10,552.23	15,000.00
526 OFFICE SUPPLIES	10,705.46	12,701.73	8,692.44	9,179.96	10,000.00
527 MISCELLANEOUS EXPENSES	134,006.71	101,557.87	119,305.35	130,492.77	140,000.00
528 TOOLS & MINOR EQUIPMENT	278.71	259.24	1,120.34	1,120.34	1,500.00
529 CONTRACTS	34,373.57	86,872.99	63,321.52	70,690.66	135,000.00
	4,998,369.02	4,810,032.56	4,681,897.17	5,287,699.27	6,026,771.27
413 FIRE DEPARTMENT					
511 REGULAR SALARIES	2,920,718.88	3,157,213.34	3,142,295.70	3,430,067.36	3,676,770.20
512 OVERTIME	392,785.35	297,283.23	278,681.33	306,143.18	320,000.00
519 FRINGE BENEFITS	615,843.10	600,823.71	589,970.41	641,929.55	707,412.07
520 UTILITIES	43,681.95	40,601.49	40,422.36	41,307.14	55,000.00
521 COMMUNICATIONS	19,772.87	17,476.91	18,401.11	22,050.36	25,000.00
522 EQUIPMENT RENTAL	3,586.97	3,238.98	2,137.96	2,445.66	3,500.00
523 PROFESSIONAL SERVICES	8,654.00	16,539.00	14,851.00	15,601.00	20,000.00
524 REPAIR & MAINTENANCE	26,031.72	30,522.70	59,195.85	78,133.79	75,000.00
525 TRAVEL & EDUCATION	9,872.95	9,632.80	11,086.51	11,916.93	15,000.00
526 OFFICE SUPPLIES	415.48	541.61	415.27	533.76	750.00
527 MISCELLANEOUS EXPENSES	52,388.46	46,352.44	44,750.30	49,842.84	50,000.00
528 TOOLS & MINOR EQUIPMENT	165.79	339.77	295.26	1,465.26	1,500.00
529 CONTRACTS	44,042.41	81,818.13	78,831.62	84,649.00	90,000.00
	4,137,859.93	4,302,384.11	4,281,334.68	4,686,085.83	5,039,932.27

CITY OF BROOK PARK
3 YEARS DISBURSEMENTS &
APPROPRIATIONS FOR 2025

Description	DISBURSED 2022	DISBURSED 2023	ACTUAL thru 11/30/24	PROJECTED 2024	2025 APPROPRIATIONS
414 DISASTER SERVICE					
511 REGULAR SALARIES	10,158.88	8,807.77	8,819.51	8,945.11	10,000.00
512 OVERTIME CERT	0.00	0.00	0.00	0.00	0.00
519 FRINGE BENEFITS	1,569.58	1,308.57	1,414.82	1,418.86	1,931.25
520 UTILITIES	3,773.02	3,847.29	3,229.36	3,512.63	4,500.00
521 COMMUNICATIONS	0.00	0.00	0.00	0.00	0.00
523 PROFESSIONAL SERVICES	0.00	0.00	0.00	0.00	0.00
524 REPAIR & MAINTENANCE	313.15	2,206.47	4,556.66	4,556.66	3,500.00
525 TRAVEL & EDUCATION	0.00	0.00	0.00	0.00	0.00
526 OFFICE SUPPLIES	0.00	0.00	0.00	0.00	0.00
527 MISCELLANEOUS EXPENSES	4,681.31	3,308.80	2,317.78	2,870.28	3,000.00
528 TOOLS & MINOR EQUIPMENT	0.00	0.00	0.00	0.00	0.00
529 CONTRACTS	0.00	0.00	0.00	0.00	0.00
	<u>20,495.92</u>	<u>19,478.90</u>	<u>20,338.13</u>	<u>21,301.34</u>	<u>22,931.25</u>
415 BUILDING DEPARTMENT					
511 REGULAR SALARIES	304,169.91	384,772.34	382,482.23	399,870.74	410,742.75
512 OVERTIME	52.46	5,134.18	3,173.36	3,607.39	3,900.00
513 PART TIME SALARIES	20,783.03	6,272.48	0.00	0.00	0.00
519 FRINGE BENEFITS	110,610.13	107,332.54	108,192.50	113,089.99	122,975.03
520 UTILITIES	5,071.61	5,903.35	5,140.45	5,481.52	6,500.00
521 COMMUNICATIONS	12,598.08	16,493.13	10,424.82	11,261.52	15,000.00
523 PROFESSIONAL SERVICES	10,843.00	49,010.57	18,508.81	60,119.43	25,000.00
524 REPAIR & MAINTENANCE	661.67	489.26	4,143.25	7,730.51	1,000.00
525 TRAVEL & EDUCATION	150.00	373.75	200.00	200.00	500.00
526 OFFICE SUPPLIES	1,080.31	1,463.51	1,024.39	1,024.39	1,750.00
527 MISCELLANEOUS EXPENSES	4,009.94	3,284.24	5,161.11	5,540.66	6,000.00
528 TOOLS & MINOR EQUIPMENT	12.20	14.56	11.19	11.19	50.00
529 CONTRACTS	7,523.53	15,241.20	13,410.12	15,208.98	15,000.00
574 REFUNDS	0.00	85.00	1,093.00	1,093.00	500.00
	<u>477,565.87</u>	<u>575,870.11</u>	<u>532,965.23</u>	<u>624,239.32</u>	<u>608,917.78</u>
418 SCHOOL GUARDS					
513 PART TIME SALARIES	40,442.67	40,254.80	37,570.10	40,678.70	44,100.00
519 FRINGE BENEFITS	6,175.89	5,797.07	6,226.34	6,271.39	6,813.45
527 MISCELLANEOUS EXPENSES	0.00	0.00	0.00	0.00	0.00
529 CONTRACTS	0.00	0.00	0.00	0.00	0.00
	<u>46,618.56</u>	<u>46,051.87</u>	<u>43,796.44</u>	<u>46,950.09</u>	<u>50,913.45</u>
419 ANIMAL WARDEN					
511 REGULAR SALARIES	51,477.33	55,869.17	53,283.82	57,653.40	62,000.80
512 OVERTIME	635.65	826.03	1,282.09	1,447.63	1,800.00
513 PART TIME SALARIES	33,082.19	27,965.90	29,055.72	32,077.24	37,000.00
519 FRINGE BENEFITS	20,402.04	19,213.06	20,236.83	20,982.42	23,620.64
520 UTILITIES	5,071.60	1,552.50	0.00	0.00	0.00
521 COMMUNICATIONS	0.00	0.00	0.00	0.00	0.00
523 PROFESSIONAL SERVICES	565.00	455.00	1,170.00	2,680.00	2,000.00
524 REPAIR & MAINTENANCE	1,391.91	521.33	186.20	251.54	750.00
525 TRAVEL & EDUCATION	0.00	0.00	0.00	0.00	0.00
526 OFFICE SUPPLIES	0.00	0.00	11.99	11.99	0.00
527 MISCELLANEOUS EXPENSES	2,380.51	2,220.55	2,860.11	3,750.31	3,000.00
528 TOOLS & MINOR EQUIPMENT	0.00	0.00	200.00	942.93	1,000.00
529 CONTRACTS	524.74	697.49	134.42	673.62	500.00
	<u>115,530.97</u>	<u>109,321.03</u>	<u>108,421.18</u>	<u>120,471.08</u>	<u>131,671.44</u>
420 SERVICE DIRECTOR					
511 REGULAR SALARIES	92,570.17	99,636.72	84,764.28	93,041.20	105,200.00
519 FRINGE BENEFITS	36,331.71	35,475.66	34,815.55	36,796.47	40,645.25
521 COMMUNICATIONS	6,778.11	3,384.35	3,407.29	3,837.43	4,500.00
523 PROFESSIONAL SERVICES	0.00	0.00	0.00	0.00	0.00
524 REPAIR & MAINTENANCE	60.00	0.00	0.00	0.00	0.00
525 TRAVEL & EDUCATION	25.00	25.00	386.87	386.87	50.00
526 OFFICE SUPPLIES	50.20	0.00	0.00	0.00	100.00
527 MISCELLANEOUS EXPENSES	2,114.18	1,739.20	1,639.51	1,849.45	2,500.00
528 TOOLS & MINOR EQUIPMENT	0.00	0.00	0.00	0.00	0.00
529 CONTRACTS	0.00	0.00	0.00	0.00	0.00
	<u>137,929.37</u>	<u>140,240.93</u>	<u>125,013.50</u>	<u>135,911.42</u>	<u>152,995.25</u>
421 ENGINEERING					
523 PROFESSIONAL SERVICES	48,000.00	48,000.00	44,000.00	48,000.00	48,000.00

CITY OF BROOK PARK
3 YEARS DISBURSEMENTS &
APPROPRIATIONS FOR 2025

Description	DISBURSED 2022	DISBURSED 2023	ACTUAL thru 11/30/24	PROJECTED 2024	2025 APPROPRIATIONS
422 SERVICE BUILDING					
511 REGULAR SALARIES	58,684.19	60,795.82	49,806.29	55,570.29	66,033.60
512 OVERTIME	2,480.87	592.46	672.28	791.16	1,500.00
519 FRINGE BENEFITS	31,184.21	27,193.65	22,918.07	24,323.20	27,342.94
520 UTILITIES	72,763.97	66,850.96	57,161.94	64,311.03	75,000.00
521 COMMUNICATIONS	3,893.05	3,885.51	3,593.81	3,995.90	5,000.00
522 EQUIPMENT RENTAL	3,901.26	4,733.30	5,131.67	6,328.21	6,500.00
523 PROFESSIONAL SERVICES	0.00	0.00	0.00	0.00	0.00
524 REPAIR & MAINTENANCE	17,463.88	18,992.06	22,509.61	30,988.16	35,000.00
525 TRAVEL & EDUCATION	0.00	0.00	0.00	0.00	0.00
526 OFFICE SUPPLIES	683.35	831.75	425.59	425.59	1,000.00
527 MISCELLANEOUS EXPENSES	10,955.63	8,861.52	7,538.94	10,704.76	12,500.00
528 TOOLS & MINOR EQUIPMENT	112.50	526.42	354.53	354.53	750.00
529 CONTRACTS	25,103.30	61,881.49	39,191.08	47,411.76	50,000.00
	<u>227,226.21</u>	<u>255,144.94</u>	<u>209,303.81</u>	<u>245,204.59</u>	<u>280,626.54</u>
423 SANITATION					
511 REGULAR SALARIES	360,852.28	393,966.86	362,894.22	395,153.72	436,305.20
512 OVERTIME	4,936.13	8,348.00	4,181.28	5,361.07	5,000.00
519 FRINGE BENEFITS	133,463.81	141,780.94	142,426.35	150,390.14	168,047.34
522 EQUIPMENT RENTAL	0.00	11,800.00	0.00	0.00	0.00
523 PROFESSIONAL SERVICES	0.00	0.00	0.00	0.00	0.00
524 REPAIR & MAINTENANCE	65,396.67	130,658.74	80,231.64	119,568.48	125,000.00
525 TRAVEL & EDUCATION	643.15	0.00	0.00	0.00	0.00
527 MISCELLANEOUS EXPENSES	680,858.65	532,954.20	426,699.33	472,764.09	525,000.00
528 TOOLS & MINOR EQUIPMENT	119.82	42.49	119.87	119.87	500.00
529 CONTRACTS	2,395.00	1,515.00	1,685.00	1,685.00	2,500.00
	<u>1,248,665.51</u>	<u>1,220,866.23</u>	<u>1,018,237.69</u>	<u>1,145,040.37</u>	<u>1,262,352.54</u>
424 STREET CLEANING					
511 REGULAR SALARIES	0.00	0.00	0.00	0.00	0.00
512 OVERTIME	992.46	0.00	93.93	93.93	500.00
519 FRINGE BENEFITS	152.99	0.00	14.49	14.49	77.25
524 REPAIR & MAINTENANCE	2,364.53	9,238.81	580.03	580.03	1,500.00
525 TRAVEL & EDUCATION	0.00	0.00	0.00	0.00	0.00
527 MISCELLANEOUS EXPENSES	4,782.56	4,101.87	2,989.77	3,580.31	5,000.00
529 CONTRACTS	0.00	0.00	0.00	0.00	0.00
	<u>8,272.54</u>	<u>13,340.68</u>	<u>3,678.22</u>	<u>4,268.76</u>	<u>7,077.25</u>
426 TRAFFIC SIGNS					
511 REGULAR SALARIES	59,041.84	62,677.01	57,720.72	62,498.32	67,556.60
512 OVERTIME	21.07	0.00	55.76	55.76	500.00
519 FRINGE BENEFITS	19,861.26	16,019.56	16,405.81	17,104.99	18,723.42
522 EQUIPMENT RENTAL	0.00	0.00	0.00	0.00	0.00
524 REPAIR & MAINTENANCE	4,311.72	1,776.32	4,962.47	6,599.97	6,500.00
525 TRAVEL & EDUCATION	46.25	0.00	0.00	0.00	0.00
527 MISCELLANEOUS EXPENSES	3,185.40	1,800.90	2,509.93	2,629.89	3,000.00
528 TOOLS & MINOR EQUIPMENT	0.00	0.00	765.63	765.63	1,500.00
529 CONTRACTS	0.00	0.00	0.00	0.00	0.00
	<u>86,467.54</u>	<u>82,273.79</u>	<u>82,420.32</u>	<u>89,654.56</u>	<u>97,780.02</u>
427 TREES & TREE LAWNS					
511 REGULAR SALARIES	131,659.67	137,932.22	120,194.95	134,741.75	150,148.00
512 OVERTIME	6,637.66	9,428.37	2,442.98	7,449.25	10,000.00
513 PART TIME SALARIES	0.00	0.00	0.00	0.00	0.00
519 FRINGE BENEFITS	44,269.98	35,500.35	34,191.10	35,735.82	41,075.43
522 EQUIPMENT RENTAL	0.00	0.00	0.00	0.00	0.00
523 PROFESSIONAL SERVICES	0.00	0.00	0.00	0.00	0.00
524 REPAIR & MAINTENANCE	2,076.38	1,409.45	9,528.26	9,702.79	11,500.00
525 TRAVEL & EDUCATION	0.00	45.70	0.00	0.00	50.00
527 MISCELLANEOUS EXPENSES	3,095.20	7,916.99	6,966.48	7,916.93	8,000.00
528 TOOLS & MINOR EQUIPMENT	323.13	243.92	247.78	367.66	400.00
529 CONTRACTS	12,500.00	200.00	600.00	600.00	1,000.00
	<u>200,562.02</u>	<u>192,675.00</u>	<u>174,171.55</u>	<u>196,514.20</u>	<u>222,173.43</u>
428 PUBLIC PROPERTIES					
511 REGULAR SALARIES	200,933.78	197,905.79	238,863.49	255,521.39	228,063.47
512 OVERTIME	1,529.46	336.38	184.02	532.74	1,500.00
513 PART TIME SALARIES	0.00	0.00	0.00	0.00	0.00
519 FRINGE BENEFITS	76,153.70	79,841.88	99,232.79	104,044.81	88,990.18
520 UTILITIES	0.00	0.00	0.00	0.00	0.00
521 COMMUNICATIONS	3,259.86	582.43	623.57	678.03	750.00
522 EQUIPMENT RENTAL	25.00	25.00	25.00	25.00	25.00
523 PROFESSIONAL SERVICES	0.00	0.00	0.00	0.00	0.00
524 REPAIR & MAINTENANCE	1,943.31	792.04	678.00	1,885.10	1,500.00
525 TRAVEL & EDUCATION	0.00	46.25	91.95	91.95	100.00
526 OFFICE SUPPLIES	0.00	0.00	0.00	0.00	0.00
527 MISCELLANEOUS EXPENSES	11,256.34	8,976.32	8,744.06	10,001.78	10,500.00
528 TOOLS & MINOR EQUIPMENT	388.81	302.05	297.26	297.26	350.00
529 CONTRACTS	0.00	0.00	0.00	0.00	0.00
	<u>295,488.26</u>	<u>288,808.12</u>	<u>348,740.14</u>	<u>373,078.06</u>	<u>331,778.63</u>

CITY OF BROOK PARK
3 YEARS DISBURSEMENTS &
APPROPRIATIONS FOR 2025

Description	DISBURSED 2022	DISBURSED 2023	ACTUAL thru 11/30/24	PROJECTED 2024	2025 APPROPRIATIONS
429 SEWERS & DRAINS					
511 REGULAR SALARIES	551,975.13	543,760.53	447,937.81	522,316.41	618,004.88
512 OVERTIME	13,451.19	10,709.39	6,014.91	6,375.25	10,000.00
519 FRINGE BENEFITS	189,671.60	173,002.80	159,637.16	177,672.84	210,265.65
520 UTILITIES	62,409.27	59,694.90	52,920.17	56,924.60	67,500.00
521 COMMUNICATIONS	1,763.05	1,787.27	2,173.47	2,363.44	2,500.00
522 EQUIPMENT RENTAL	0.00	0.00	0.00	0.00	0.00
523 PROFESSIONAL SERVICES	4,200.00	4,235.00	4,335.00	4,335.00	4,500.00
524 REPAIR & MAINTENANCE	36,105.78	34,136.59	50,769.96	65,386.96	65,000.00
525 TRAVEL & EDUCATION	91.40	46.25	0.00	0.00	100.00
526 OFFICE SUPPLIES	55.00	0.00	0.00	0.00	100.00
527 MISCELLANEOUS EXPENSES	35,445.22	37,944.10	46,667.20	51,060.34	60,000.00
528 TOOLS & MINOR EQUIPMENT	458.38	773.49	1,393.57	1,598.50	2,000.00
529 CONTRACTS	3,829.79	7,467.93	5,124.04	12,485.84	12,500.00
	<u>899,455.81</u>	<u>873,558.25</u>	<u>776,973.29</u>	<u>900,519.18</u>	<u>1,052,470.53</u>
432 SNOW REMOVAL					
511 REGULAR SALARIES	0.00	0.00	0.00	0.00	0.00
512 OVERTIME	64,145.46	26,933.82	23,383.50	32,554.47	65,000.00
519 FRINGE BENEFITS	9,874.59	4,147.97	3,600.98	3,729.87	10,042.50
524 REPAIR & MAINTENANCE	37,603.33	61,939.52	33,829.44	45,551.81	45,000.00
527 MISCELLANEOUS EXPENSES	149,650.41	139,806.68	168,307.73	168,916.94	200,000.00
528 TOOLS & MINOR EQUIPMENT	0.00	11.94	0.00	0.00	100.00
529 CONTRACTS	350.00	0.00	0.00	0.00	0.00
	<u>261,623.79</u>	<u>232,839.93</u>	<u>229,121.65</u>	<u>250,753.09</u>	<u>320,142.50</u>
433 STREET LIGHTING					
520 UTILITIES	462,651.45	433,101.06	403,511.32	440,955.39	475,000.00
522 EQUIPMENT RENTAL	0.00	0.00	1,010.00	1,010.00	1,500.00
524 REPAIR & MAINTENANCE	7,781.57	11,893.18	3,866.62	3,866.62	5,000.00
527 MISCELLANEOUS EXPENSES	0.00	0.00	0.00	0.00	0.00
528 TOOLS & MINOR EQUIPMENT	19.90	4.97	0.00	0.00	50.00
529 CONTRACTS	0.00	0.00	725.00	725.00	1,000.00
	<u>470,452.92</u>	<u>444,999.21</u>	<u>409,112.94</u>	<u>446,557.01</u>	<u>482,550.00</u>
434 TRAFFIC LIGHTS					
520 UTILITIES	20,764.15	37,386.99	35,490.12	38,770.19	45,000.00
521 COMMUNICATIONS	6,178.84	6,197.12	5,789.79	5,789.79	7,000.00
529 CONTRACTS	35,978.43	45,230.19	31,442.84	46,795.49	50,000.00
	<u>62,921.42</u>	<u>88,814.30</u>	<u>72,722.75</u>	<u>91,355.47</u>	<u>102,000.00</u>
500 LEGAL DEPARTMENT					
511 REGULAR SALARIES	142,328.77	142,462.09	114,824.42	122,030.54	213,039.66
513 PART TIME SALARIES	65,175.32	64,050.02	76,951.61	66,928.27	129,696.65
519 FRINGE BENEFITS	71,355.81	66,920.79	62,751.45	64,957.27	102,469.52
521 COMMUNICATIONS	106.86	227.79	242.86	242.86	350.00
523 PROFESSIONAL SERVICES	0.00	0.00	0.00	0.00	0.00
524 REPAIR & MAINTENANCE	0.00	43.03	0.00	0.00	50.00
525 TRAVEL & EDUCATION	1,724.00	1,135.00	1,285.00	1,285.00	1,500.00
526 OFFICE SUPPLIES	129.03	222.76	815.40	815.40	500.00
527 MISCELLANEOUS EXPENSES	0.00	0.00	0.00	0.00	0.00
528 TOOLS & MINOR EQUIPMENT	0.00	0.00	0.00	0.00	0.00
529 CONTRACTS	617.65	623.28	630.32	718.66	750.00
	<u>281,437.44</u>	<u>275,684.76</u>	<u>257,501.06</u>	<u>276,978.00</u>	<u>448,355.83</u>
610 FINANCE DEPARTMENT					
511 REGULAR SALARIES	325,489.66	302,321.86	401,930.44	433,527.02	395,457.34
512 OVERTIME	499.69	2,910.51	3,583.88	3,583.88	4,500.00
513 PART TIME SALARIES	23,900.28	25,295.78	21,783.02	23,586.40	25,000.00
519 FRINGE BENEFITS	106,250.60	95,329.41	129,261.30	135,493.78	134,866.38
521 COMMUNICATIONS	6,342.89	3,324.44	3,605.69	3,953.49	4,500.00
522 EQUIPMENT RENTAL	0.00	0.00	0.00	0.00	0.00
523 PROFESSIONAL SERVICES	51,553.40	53,281.20	51,405.36	52,765.44	55,000.00
524 REPAIR & MAINTENANCE	0.00	79.85	0.00	0.00	0.00
525 TRAVEL & EDUCATION	2,692.20	566.48	895.00	895.00	1,500.00
526 OFFICE SUPPLIES	3,008.95	3,044.59	2,773.70	3,037.19	3,500.00
527 MISCELLANEOUS EXPENSES	0.00	0.00	163.18	163.18	250.00
528 TOOLS & MINOR EQUIPMENT	128.28	38.72	15.25	15.25	100.00
529 CONTRACTS	19,699.08	23,362.68	25,033.64	25,457.50	30,000.00
	<u>539,565.03</u>	<u>509,555.52</u>	<u>640,450.46</u>	<u>682,478.13</u>	<u>654,673.72</u>

CITY OF BROOK PARK
3 YEARS DISBURSEMENTS &
APPROPRIATIONS FOR 2025

Description	DISBURSED 2022	DISBURSED 2023	ACTUAL thru 11/30/24	PROJECTED 2024	2025 APPROPRIATIONS
640 EMERGENCY DISASTER RECOVERY					
511 REGULAR SALARIES	0.00	0.00	105,570.87	105,570.87	0.00
512 OVERTIME	0.00	0.00	56,725.92	56,831.34	0.00
513 PART TIME SALARIES	0.00	0.00	0.00	0.00	0.00
519 FRINGE BENEFITS	0.00	0.00	28,592.83	28,592.88	0.00
521 COMMUNICATIONS	0.00	0.00	5,279.13	5,279.13	0.00
522 EQUIPMENT RENTAL	0.00	0.00	0.00	0.00	0.00
523 PROFESSIONAL SERVICES	0.00	0.00	18,800.00	43,450.00	75,000.00
524 REPAIR & MAINTENANCE	0.00	0.00	8,090.98	18,223.06	20,000.00
525 TRAVEL & EDUCATION	0.00	0.00	0.00	0.00	0.00
526 OFFICE SUPPLIES	0.00	0.00	0.00	0.00	0.00
527 MISCELLANEOUS EXPENSES	0.00	0.00	2,104.29	2,203.29	2,500.00
528 TOOLS & MINOR EQUIPMENT	0.00	0.00	1,457.69	1,457.69	2,500.00
529 CONTRACTS	0.00	0.00	166,574.45	166,574.45	150,000.00
552 EQUIPMENT	0.00	0.00	0.00	27,411.00	45,000.00
553 CONSTRUCTION CONTRACTS	0.00	0.00	0.00	27,716.34	250,000.00
574 REFUNDS	0.00	0.00	4,415.00	4,415.00	0.00
	0.00	0.00	397,611.16	487,725.05	545,000.00
641 OFFICE OF AGING					
511 REGULAR SALARIES	0.00	0.00	0.00	0.00	0.00
512 OVERTIME	508.64	0.00	0.00	0.00	0.00
513 PART TIME SALARIES	48,893.01	53,752.88	47,502.12	52,749.28	54,000.00
519 FRINGE BENEFITS	7,632.56	7,727.66	7,992.60	7,992.60	8,343.00
521 COMMUNICATIONS	692.07	708.82	1,068.52	1,172.05	1,500.00
522 EQUIPMENT RENTAL	0.00	0.00	0.00	0.00	0.00
523 PROFESSIONAL SERVICES	0.00	0.00	0.00	0.00	0.00
524 REPAIR & MAINTENANCE	0.00	0.00	204.19	204.19	250.00
525 TRAVEL & EDUCATION	0.00	0.00	0.00	0.00	0.00
526 OFFICE SUPPLIES	0.00	0.00	0.00	0.00	0.00
527 MISCELLANEOUS EXPENSES	4,774.95	5,486.39	2,965.72	3,482.52	5,000.00
528 TOOLS & MINOR EQUIPMENT	0.00	0.00	0.00	0.00	0.00
529 CONTRACTS	117.91	139.14	127.33	158.22	200.00
	62,619.14	67,814.89	59,784.38	65,758.86	69,293.00
650 RETIREES					
511 REGULAR SALARIES	1,216.23	0.00	0.00	0.00	0.00
519 FRINGE BENEFITS	93,221.80	104,098.60	19,182.96	111,166.88	117,500.00
	94,438.03	104,098.60	19,182.96	111,166.88	117,500.00
700 GENERAL GOV'T. LANDS & BLDGS.					
511 REGULAR SALARIES	0.00	0.00	0.00	0.00	0.00
512 OVERTIME	591.52	857.22	780.34	780.34	1,250.00
519 FRINGE BENEFITS	91.10	128.29	123.73	137.67	200.00
520 UTILITIES	125,358.98	98,704.09	8,648.22	8,988.80	25,000.00
521 COMMUNICATIONS	6,883.35	2,634.43	2,864.04	3,454.77	4,000.00
522 EQUIPMENT RENTAL	710.00	0.00	110.00	110.00	500.00
523 PROFESSIONAL SERVICES	767.50	0.00	5,754.25	13,365.00	15,000.00
524 REPAIR & MAINTENANCE	3,461.35	12,768.04	10,038.00	10,161.53	10,000.00
526 OFFICE SUPPLIES	399.47	431.57	348.58	348.58	500.00
527 MISCELLANEOUS EXPENSES	8,446.71	7,200.68	10,489.35	11,091.02	10,000.00
528 TOOLS & MINOR EQUIPMENT	0.00	6.97	115.45	115.45	250.00
529 CONTRACTS	122,817.83	145,682.03	73,162.94	117,651.02	250,000.00
	269,507.81	268,413.32	112,434.90	166,204.18	316,700.00
825 WORKER'S COMPENSATION					
519 FRINGE BENEFITS	235,815.00	209,781.00	9,183.00	228,264.00	250,000.00
826 UNEMPLOYMENT COMPENSATION					
519 FRINGE BENEFITS	0.00	0.00	0.00	0.00	0.00
830 ELECTIONS					
523 PROFESSIONAL SERVICES	12,902.59	0.00	12,692.59	12,692.59	15,000.00
831 COUNTY AUDITOR & TREASURER FEES					
523 PROFESSIONAL SERVICES	29,981.41	33,264.31	34,938.15	34,938.15	40,000.00
840 INSURANCE & BONDING					
527 MISCELLANEOUS EXPENSES	265,448.00	285,844.16	295,597.00	295,597.00	450,000.00
850 COUNTY BOARD OF HEALTH					
523 PROFESSIONAL SERVICES	111,570.00	122,727.00	134,814.00	134,814.00	140,000.00
874 MISC. EXECUTIVE					
521 COMMUNICATIONS	4,691.61	4,902.48	5,196.41	5,196.41	6,000.00
523 PROFESSIONAL SERVICES	48,001.40	130,055.74	55,652.05	66,838.65	150,000.00
525 TRAVEL & EDUCATION	38,738.00	45,345.00	49,595.00	49,595.00	55,000.00
527 MISCELLANEOUS EXPENSES	510.43	210.60	2,639.93	2,639.93	3,000.00
529 CONTRACTS	150,255.27	117,184.50	111,512.03	143,748.92	175,000.00
	242,196.71	297,698.32	224,595.42	268,018.91	389,000.00

CITY OF BROOK PARK
3 YEARS DISBURSEMENTS &
APPROPRIATIONS FOR 2025

Description	DISBURSED 2022	DISBURSED 2023	ACTUAL thru 11/30/24	PROJECTED 2024	2025 APPROPRIATIONS
880 TRANSFERS & REFUNDS					
571 TRANSFERS					
US POSTAGE FUND (141)	0.00	600.00	0.00	0.00	0.00
ECONOMIC DEVELOPMENT FUND (243)	250,000.00	275,000.00	886,163.75	886,163.75	250,000.00
CDBG FUND (245)	0.00	0.00	0.00	0.00	0.00
HUFSEY/FORBES CON. (261)	0.00	0.00	0.00	0.00	0.00
AMERICAN LEGION CON. (262)	0.00	0.00	0.00	0.00	0.00
WEDO PARK CON. (263)	0.00	0.00	0.00	0.00	0.00
WATER PARK (264)	50,000.00	50,000.00	50,000.00	50,000.00	25,000.00
PLANT LANE CON. (265)	0.00	0.00	0.00	0.00	0.00
FURTHERANCE OF JUSTICE (266)	0.00	0.00	0.00	0.00	0.00
B.P. CORONAVIRUS RELIEF FUND	0.00	0.00	0.00	0.00	0.00
GENERAL BOND RETIREMENT FUND (310)	232,214.77	236,832.37	248,520.68	248,520.68	251,857.61
CAPITAL IMPROVEMENT (401)	0.00	0.00	360,000.00	360,000.00	37,000.00
SEWER IMPROVEMENT FUND (459)	0.00	398,160.19	0.00	0.00	0.00
SOUND INSULATION (517)	0.00	200,000.00	500,000.00	500,000.00	500,000.00
2023 STREET IMPROVEMENTS (549)	0.00	400,000.00	0.00	0.00	0.00
2024/2025 STREET IMPROVEMENTS (551)	0.00	0.00	1,318,779.12	1,318,779.12	1,250,000.00
NATATORIUM IMPROVEMENT (552)	0.00	0.00	800,000.00	800,000.00	0.00
RECREATION CENTER RENOVATION (553)	0.00	0.00	0.00	2,200,000.00	1,100,000.00
RETIREEES' ACCRUED BEN. FUND (691)	0.00	500,000.00	250,000.00	250,000.00	300,000.00
POLICE PENSION (711)	550,000.00	545,000.00	650,000.00	650,000.00	650,000.00
FIRE PENSION (712)	625,000.00	680,000.00	700,000.00	700,000.00	600,000.00
UNCLAIMED MONIES FUND(717)	8,524.82	0.00	0.00	0.00	0.00
	<u>1,715,739.39</u>	<u>3,265,592.56</u>	<u>5,763,463.55</u>	<u>7,963,463.55</u>	<u>4,963,857.61</u>
574 REFUNDS	1,892.00	1,290.00	1,075.00	1,075.00	2,000.00
120 PETTY CASH FUNDS					
529 CONTRACTS	0.00	0.00	0.00	0.00	1,150.00
130 OPERATIONAL CASH FUNDS					
529 CONTRACTS	0.00	0.00	0.00	0.00	400.00
141 U.S. POSTAGE FUND					
521 COMMUNICATIONS	0.00	0.00	0.00	0.00	1,500.00
TOTAL GENERAL FUND	<u>21,502,061.35</u>	<u>23,425,762.84</u>	<u>24,928,108.58</u>	<u>29,523,194.48</u>	<u>29,281,736.29</u>
210 CITY INCOME TAX FUND					
440 TAX DEPARTMENT					
511 REGULAR SALARIES	159,824.60	218,712.35	239,616.78	266,091.16	325,373.19
512 OVERTIME	5,557.00	5,127.96	3,866.67	3,866.67	6,000.00
513 PART TIME SALARIES	52,262.85	36,086.93	23,961.95	23,961.95	0.00
519 FRINGE BENEFITS	64,649.97	89,418.99	92,919.16	97,124.05	102,177.14
521 COMMUNICATIONS	14,181.82	6,903.51	13,587.89	14,431.08	15,000.00
523 PROFESSIONAL SERVICES	0.00	1,425.00	0.00	0.00	0.00
524 REPAIR & MAINTENANCE	12.00	60.70	38.00	38.00	75.00
525 TRAVEL & EDUCATION	952.84	1,150.40	2,303.82	2,303.82	2,500.00
526 OFFICE SUPPLIES	6,808.41	9,169.54	6,642.47	6,642.47	8,000.00
527 MISCELLANEOUS EXPENSES	101.54	24.63	21.97	21.97	100.00
528 TOOLS & MINOR EQUIPMENT	130.04	17.38	895.15	895.15	100.00
529 CONTRACTS	26,758.80	35,892.51	38,047.97	39,887.49	45,000.00
	<u>331,239.87</u>	<u>403,989.90</u>	<u>421,901.83</u>	<u>455,263.81</u>	<u>504,325.33</u>
571 TRANSFER TO GEN. FUND (100)	15,648,762.70	18,610,199.38	18,699,333.67	20,444,468.94	19,341,695.10
TRANSFER TO CAP. IMP. (401)	2,438,821.87	2,955,314.41	3,676,189.03	3,961,134.43	3,439,192.77
	<u>18,087,584.57</u>	<u>21,565,513.79</u>	<u>22,375,522.70</u>	<u>24,405,603.37</u>	<u>22,780,887.87</u>
574 REFUNDS	1,580,538.14	957,410.75	739,889.58	771,162.86	950,000.00
211 CITY TAX OPERATIONAL CASH FUND					
440 TAX DEPARTMENT					
529 CONTRACTS	0.00	0.00	0.00	0.00	100.00
TOTAL CITY INCOME TAX FUND	<u>19,999,362.58</u>	<u>22,926,914.44</u>	<u>23,537,314.11</u>	<u>25,632,030.04</u>	<u>24,235,313.20</u>
215 ADMISSIONS TAX FUND					
440 TAX DEPARTMENT					
511 REGULAR SALARIES	27,685.99	27,049.17	22,206.24	24,192.99	26,667.23
519 FRINGE BENEFITS	4,245.86	3,146.24	3,092.60	3,118.54	4,120.08
521 COMMUNICATIONS	0.00	0.00	0.00	0.00	0.00
525 TRAVEL & EDUCATION	0.00	794.00	0.00	0.00	0.00
526 OFFICE SUPPLIES	3,423.89	3,358.44	3,328.94	3,921.43	3,500.00
571 TRANSFERS	0.00	0.00	0.00	0.00	0.00
	<u>35,355.74</u>	<u>34,347.85</u>	<u>28,627.78</u>	<u>31,232.96</u>	<u>34,287.31</u>

CITY OF BROOK PARK
3 YEARS DISBURSEMENTS &
APPROPRIATIONS FOR 2025

Description	DISBURSED 2022	DISBURSED 2023	ACTUAL thru 11/30/24	PROJECTED 2024	2025 APPROPRIATIONS
240 S.C.M & R. FUND					
425 STREET PAVING & REPAIR					
511 REGULAR SALARIES	333,485.33	365,037.13	364,397.11	363,119.20	403,878.94
512 OVERTIME	546.07	742.13	87.26	216.78	40,000.00
519 FRINGE BENEFITS	120,056.65	135,449.14	145,127.40	143,836.83	143,363.80
522 EQUIPMENT RENTAL	1,019.20	0.00	0.00	0.00	1,000.00
523 PROFESSIONAL SERVICES	121,867.03	3,318.25	0.00	2,485.17	2,500.00
524 REPAIR & MAINTENANCE	42,598.82	34,238.42	41,956.67	51,419.16	50,000.00
525 TRAVEL & EDUCATION	0.00	817.00	428.85	428.85	750.00
527 MISCELLANEOUS EXPENSES	60,591.12	29,240.12	40,309.30	61,290.34	52,000.00
528 TOOLS & MINOR EQUIPMENT	667.23	404.54	1,021.49	1,021.49	1,000.00
529 CONTRACTS	3,445.50	1,045.50	448.00	9,148.00	1,000.00
553 CONSTRUCTION CONTRACTS	660,424.09	315,369.35	300,000.00	334,847.32	1,138,162.11
	<u>1,344,701.04</u>	<u>885,661.58</u>	<u>893,776.08</u>	<u>967,813.14</u>	<u>1,833,654.85</u>
241 STATE HIGHWAY IMPROVEMENT FUND					
425 STREET PAVING & REPAIR					
511 REGULAR SALARIES	0.00	0.00	0.00	0.00	0.00
512 OVERTIME	87.78	346.71	0.00	0.00	1,000.00
519 FRINGE BENEFITS	13.53	53.29	0.00	0.00	154.50
523 PROFESSIONAL SERVICES	0.00	0.00	0.00	0.00	125,000.00
524 REPAIR & MAINTENANCE	9,032.04	2,293.86	5,538.02	5,753.05	7,500.00
525 TRAVEL & EDUCATION	0.00	0.00	0.00	0.00	0.00
527 MISCELLANEOUS EXPENSES	0.00	0.00	32,961.50	32,961.50	0.00
529 CONTRACTS	0.00	0.00	0.00	0.00	0.00
	<u>9,133.35</u>	<u>2,693.86</u>	<u>38,499.52</u>	<u>38,714.55</u>	<u>133,654.50</u>
242 PERMISSIVE TAX FUND					
425 STREET PAVING & REPAIR					
523 PROFESSIONAL SERVICES	0.00	0.00	0.00	0.00	0.00
524 REPAIR & MAINTENANCE	0.00	0.00	0.00	0.00	0.00
527 MISCELLANEOUS EXPENSES	25,874.74	20,979.28	29,940.50	29,940.50	120,000.00
529 CONTRACTS	0.00	0.00	0.00	0.00	0.00
553 CONSTRUCTION CONTRACTS	0.00	100,000.00	0.00	0.00	0.00
	<u>25,874.74</u>	<u>120,979.28</u>	<u>29,940.50</u>	<u>29,940.50</u>	<u>120,000.00</u>
243 ECONOMIC DEVELOPMENT FUND					
325 COMMUNITY DEVELOPMENT					
520 UTILITIES	2,396.31	0.00	0.00	0.00	0.00
521 COMMUNICATIONS	0.00	0.00	55.05	55.05	250.00
523 PROFESSIONAL SERVICES	33,810.44	118,957.54	47,991.06	93,213.41	150,000.00
524 REPAIR & MAINTENANCE	166.01	349.99	0.00	0.00	500.00
525 TRAVEL & EDUCATION	0.00	0.00	0.00	0.00	0.00
527 MISCELLANEOUS EXPENSES	2,036.73	1,780.48	291.20	291.20	15,000.00
528 TOOLS & MINOR EQUIPMENT	1,182.86	0.00	725.00	725.00	1,000.00
529 CONTRACTS	1,798,103.62	601,167.38	204,426.02	650,284.37	863,000.00
553 CONSTRUCTION CONTRACTS	342,540.00	558,890.38	628,244.56	840,509.64	400,000.00
574 REFUNDS	0.00	0.00	200.00	200.00	0.00
	<u>2,180,235.97</u>	<u>1,281,145.75</u>	<u>881,932.89</u>	<u>1,585,278.67</u>	<u>1,429,750.00</u>
245 CDBG FUND					
325 COMMUNITY DEVELOPMENT					
523 PROFESSIONAL SERVICES	0.00	0.00	0.00	0.00	0.00
527 MISCELLANEOUS EXPENSES	0.00	0.00	0.00	0.00	0.00
529 CONTRACTS	0.00	0.00	0.00	0.00	0.00
552 EQUIPMENT	276,258.00	0.00	0.00	0.00	0.00
553 CONSTRUCTION CONTRACTS	0.00	0.00	0.00	0.00	0.00
571	<u>150,000.00</u>	<u>0.00</u>	<u>0.00</u>	<u>0.00</u>	<u>0.00</u>
	<u>426,258.00</u>	<u>0.00</u>	<u>0.00</u>	<u>0.00</u>	<u>0.00</u>
250 SPECIAL RECREATION FUND					
343 PUBLIC RECREATION					
522 EQUIPMENT RENTAL	17,895.00	23,622.59	26,836.45	26,836.45	30,000.00
523 PROFESSIONAL SERVICES	1,200.00	750.00	1,200.00	1,200.00	1,500.00
524 REPAIR & MAINTENANCE	367.87	0.00	197.44	197.44	250.00
525 TRAVEL & EDUCATION	0.00	0.00	0.00	0.00	0.00
526 OFFICE SUPPLIES	0.00	0.00	0.00	0.00	0.00
527 MISCELLANEOUS EXPENSES	48,191.26	60,738.02	39,076.49	46,796.98	65,000.00
528 TOOLS & MINOR EQUIPMENT	0.00	0.00	0.00	0.00	0.00
529 CONTRACTS	22,475.84	34,025.50	30,883.00	30,883.00	35,000.00
551 LAND/BUILDING IMP.	0.00	0.00	0.00	0.00	0.00
552 EQUIPMENT	0.00	1,260.99	697.86	697.86	1,500.00
574 REFUNDS	850.00	2,197.50	1,110.00	1,240.00	2,500.00
	<u>90,979.97</u>	<u>122,594.60</u>	<u>100,001.24</u>	<u>107,851.73</u>	<u>135,750.00</u>
263 WEDO PARK CONCESSION FUND					
342 PARKS & PLAYGROUNDS					
571 TRANSFERS	0.00	0.00	0.00	45.11	0.00

CITY OF BROOK PARK
 3 YEARS DISBURSEMENTS &
 APPROPRIATIONS FOR 2025

Description	DISBURSED 2022	DISBURSED 2023	ACTUAL thru 11/30/24	PROJECTED 2024	2025 APPROPRIATIONS
	0.00	0.00	0.00	45.11	0.00

CITY OF BROOK PARK
3 YEARS DISBURSEMENTS &
APPROPRIATIONS FOR 2025

Description	DISBURSED 2022	DISBURSED 2023	ACTUAL thru 11/30/24	PROJECTED 2024	2025 APPROPRIATIONS
264 WATER PARK FUND					
342 PARKS & PLAYGROUNDS					
512 OVERTIME	511.88	0.00	0.00	0.00	0.00
513 PART TIME SALARIES	42,695.41	43,965.65	43,381.51	43,381.51	55,000.00
519 FRINGE BENEFITS	6,675.63	6,792.89	6,702.67	6,702.67	8,497.50
520 UTILITIES	38,253.08	22,583.69	22,136.87	22,385.95	30,000.00
521 COMMUNICATIONS	0.00	0.00	0.00	0.00	0.00
522 EQUIPMENT RENTAL	168.69	0.00	0.00	0.00	0.00
524 REPAIR & MAINTENANCE	2,583.15	3,784.32	7,605.68	7,605.68	8,000.00
526 OFFICE SUPPLIES	0.00	0.00	0.00	0.00	0.00
527 MISCELLANEOUS EXPENSES	15,234.07	17,753.45	16,893.86	16,893.86	20,000.00
528 TOOLS & MINOR EQUIPMENT	0.00	0.00	192.80	192.80	250.00
529 CONTRACTS	1,650.69	2,309.12	3,037.36	3,187.47	3,500.00
574 REFUNDS	195.00	225.00	780.00	780.00	1,250.00
	<u>107,967.58</u>	<u>97,414.12</u>	<u>100,730.75</u>	<u>101,129.94</u>	<u>126,497.50</u>
270 LAW ENFORCEMENT FUND					
412 POLICE DEPARTMENT					
523 PROFESSIONAL SERVICES	0.00	0.00	0.00	0.00	0.00
524 REPAIR & MAINTENANCE	0.00	0.00	0.00	0.00	0.00
525 TRAVEL & EDUCATION	0.00	1,880.00	4,200.00	4,200.00	5,000.00
527 MISCELLANEOUS EXPENSES	0.00	0.00	0.00	0.00	0.00
529 CONTRACTS	0.00	0.00	0.00	0.00	0.00
552 EQUIPMENT	4,623.00	0.00	1,639.12	1,639.12	3,000.00
	<u>4,623.00</u>	<u>1,880.00</u>	<u>5,839.12</u>	<u>5,839.12</u>	<u>8,000.00</u>
271 D.W.I. ENFORCEMENT & EDUCATION FUND					
412 POLICE DEPARTMENT					
525 TRAVEL & EDUCATION	0.00	0.00	0.00	225.00	0.00
527 MISCELLANEOUS EXPENSES	0.00	0.00	0.00	0.00	0.00
529 CONTRACTS	0.00	0.00	0.00	0.00	0.00
552 EQUIPMENT	0.00	0.00	0.00	0.00	0.00
	<u>0.00</u>	<u>0.00</u>	<u>0.00</u>	<u>225.00</u>	<u>0.00</u>
272 FEDERAL FORFEITURE FUND					
412 POLICE DEPARTMENT					
524 REPAIR & MAINTENANCE	0.00	0.00	0.00	0.00	0.00
525 TRAVEL & EDUCATION	2,097.00	0.00	0.00	0.00	0.00
527 MISCELLANEOUS EXPENSES	0.00	0.00	0.00	0.00	0.00
529 CONTRACTS	0.00	0.00	0.00	0.00	0.00
552 EQUIPMENT	68,388.89	5,146.00	123,079.54	123,296.14	0.00
	<u>70,485.89</u>	<u>5,146.00</u>	<u>123,079.54</u>	<u>123,296.14</u>	<u>0.00</u>
273 COMMUNITY DIVERSION PROGRAM FUND					
412 POLICE DEPARTMENT					
511 REGULAR SALARIES	0.00	0.00	0.00	0.00	0.00
512 OVERTIME	0.00	0.00	0.00	0.00	0.00
519 FRINGE BENEFITS	0.00	0.00	0.00	0.00	0.00
521 COMMUNICATIONS	0.00	0.00	0.00	0.00	0.00
525 TRAVEL & EDUCATION	0.00	0.00	0.00	0.00	0.00
526 OFFICE SUPPLIES	0.00	0.00	0.00	0.00	0.00
527 MISCELLANEOUS EXPENSES	0.00	0.00	0.00	0.00	0.00
529 CONTRACTS	0.00	0.00	0.00	0.00	0.00
574 REFUNDS	0.00	0.00	0.00	0.00	0.00
	<u>0.00</u>	<u>0.00</u>	<u>0.00</u>	<u>0.00</u>	<u>0.00</u>
275 CONT. TRAIN PROGRAM FUND					
412 POLICE DEPARTMENT					
525 TRAVEL & EDUCATION	0.00	0.00	0.00	0.00	0.00
281 CARES ACT FUND					
700 GENERAL GOVT. LANDS & BLDGS.					
511 REGULAR SALARIES	0.00				
512 OVERTIME	0.00				
519 FRINGE BENEFITS	0.00				
552 EQUIPMENT	11,239.61				
571 TRANSFERS/ADVANCES	64,130.00				
	<u>75,369.61</u>				

CITY OF BROOK PARK
3 YEARS DISBURSEMENTS &
APPROPRIATIONS FOR 2025

Description	DISBURSED 2022	DISBURSED 2023	ACTUAL thru 11/30/24	PROJECTED 2024	2025 APPROPRIATIONS
282 AMERICAN RESCUE PLAN ACT FUND					
700 GENERAL GOVT. LANDS & BLDGS.					
511 REGULAR SALARIES	90,750.00	185,185.80	0.00	0.00	0.00
519 FRINGE BENEFITS	1,315.95	42,813.20	0.00	0.00	0.00
522 EQUIPMENT RENTAL	0.00	0.00	185.00	185.00	0.00
523 PROFESSIONAL SERVICES	0.00	0.00	13,271.92	80,884.06	0.00
529 CONTRACTS	0.00	0.00	0.00	0.00	0.00
552 EQUIPMENT	0.00	0.00	0.00	0.00	0.00
553 CONSTRUCTION CONTRACTS	0.00	0.00	0.00	1,760,086.13	0.00
571 TRANSFERS	0.00	0.00	0.00	0.00	0.00
574 REFUNDS	0.00	0.00	0.90	0.90	0.00
	<u>92,065.95</u>	<u>227,999.00</u>	<u>13,457.82</u>	<u>1,841,156.09</u>	<u>0.00</u>
290 INSURANCE FUND					
640 EMERGENCY DISASTER RECOVERY					
529 CONTRACTS	0.00	0.00	116,423.61	116,423.61	150,000.00
840 INSURANCE & BONDING					
522 EQUIPMENT RENTAL	505.00	0.00	0.00	0.00	0.00
523 PROFESSIONAL SERVICES	0.00	0.00	0.00	0.00	0.00
524 REPAIR & MAINTENANCE	68,235.73	102,007.61	53,179.76	184,018.07	150,000.00
529 CONTRACTS	26,985.37	15,653.76	1,897.00	1,897.00	25,000.00
571 TRANSFERS	0.00	0.00	0.00	0.00	1,600,000.00
	<u>95,726.10</u>	<u>117,661.37</u>	<u>55,076.76</u>	<u>185,915.07</u>	<u>1,775,000.00</u>
TOTAL INSURANCE FUND	<u>95,726.10</u>	<u>117,661.37</u>	<u>171,500.37</u>	<u>302,338.68</u>	<u>1,925,000.00</u>
TOTAL SPECIAL REVENUE FUNDS	<u>24,558,139.52</u>	<u>25,824,437.85</u>	<u>25,924,699.72</u>	<u>30,766,891.67</u>	<u>29,981,907.36</u>
310 GENERAL BOND RETIREMENT FUND					
871 DEBT RETIREMENT					
561 PRINCIPAL PAYMENT	827,230.16	842,230.16	862,230.16	862,230.16	887,230.16
872 DEBT SERVICE					
523 PROFESSIONAL SERVICES	3,750.00	3,760.00	500.00	3,750.00	5,000.00
561 PRINCIPAL PAYMENT	0.00	0.00	0.00	0.00	0.00
562 INTEREST PAYMENT	219,293.62	203,961.50	191,021.00	191,021.00	176,646.00
	<u>223,043.62</u>	<u>207,711.50</u>	<u>191,521.00</u>	<u>194,771.00</u>	<u>181,646.00</u>
TOTAL DEBT SERVICE FUNDS	<u>1,050,273.78</u>	<u>1,049,941.66</u>	<u>1,053,751.16</u>	<u>1,057,001.16</u>	<u>1,068,876.16</u>
401 CAPITAL IMPROVEMENT FUND					
110 COUNCIL	0.00	0.00	11,133.51	11,133.51	15,000.00
210 MAYOR'S COURT	280.57	5,530.72	1,330.66	1,330.66	5,000.00
341 RECREATION CENTER	16,173.27	22,032.02	383,147.34	384,060.35	105,000.00
342 PARKS & PLAYGROUNDS	249,673.57	276,214.34	416,410.95	465,668.50	610,320.24
343 PUBLIC RECREATION	0.00	0.00	0.00	0.00	0.00
400 MAYOR'S OFFICE	0.00	0.00	0.00	0.00	4,000.00
402 HUMAN RESOURCES	0.00	0.00	0.00	0.00	0.00
407 SAFETY TOWN	0.00	0.00	0.00	0.00	2,000.00
409 MECHANICS	0.00	8,268.01	9,843.17	9,843.17	15,000.00
410 SAFETY DIRECTOR	1,354.94	0.00	0.00	0.00	0.00
411 SAFETY BUILDING	15,000.00	54,710.60	14,603.00	26,282.60	25,000.00
412 POLICE DEPARTMENT	187,695.02	188,658.06	358,849.05	398,695.25	355,143.65
413 FIRE DEPARTMENT	464,608.25	172,453.67	363,741.17	404,090.98	433,059.32
415 BUILDING DEPARTMENT	9,297.91	10,377.19	67,107.00	67,107.00	100,000.00
419 ANIMAL WARDEN	0.00	1,013.51	2,328.00	2,328.00	8,000.00
422 SERVICE BUILDING	889.04	43,083.77	0.00	3,785.93	20,000.00
423 SANITATION	284,632.62	277,623.20	384,847.21	384,847.21	185,867.35
424 STREET CLEANING	0.00	0.00	0.00	0.00	0.00
425 S.C.M. & R.	30,947.40	18,492.00	57,219.16	58,473.16	51,161.19
426 TRAFFIC SIGNS	24,745.00	9,383.04	3,384.80	3,384.80	15,000.00
427 TREES & TREE LAWNS	1,329.98	0.00	0.00	0.00	0.00
428 PUBLIC PROPERTIES	1,688.91	0.00	0.00	0.00	0.00
429 SEWERS & DRAINS	75,785.67	225,878.51	14,573.68	215,618.02	89,500.00
432 SNOW REMOVAL	156,124.25	129,131.71	36,292.23	36,292.23	56,509.52
433 STREET LIGHTING	0.00	99,220.00	45,689.00	369,580.00	0.00
434 TRAFFIC LIGHTS	0.00	0.00	0.00	0.00	50,000.00
440 TAX DEPARTMENT	0.00	93,253.19	3,739.07	3,739.07	5,000.00
500 LEGAL DEPARTMENT	4,144.36	4,265.16	4,947.64	5,346.02	5,500.00
610 FINANCE DEPARTMENT	19,312.34	11,568.46	1,377.00	1,377.00	5,000.00
641 OFFICE OF AGING	0.00	0.00	81,174.24	81,174.24	1,000.00
700 GENERAL GOVT. LANDS & BLDGS.	201,935.06	62,296.95	25,853.21	33,423.77	56,145.21
	<u>1,745,618.16</u>	<u>1,713,454.11</u>	<u>2,287,591.09</u>	<u>2,967,581.47</u>	<u>2,218,206.48</u>

CITY OF BROOK PARK
3 YEARS DISBURSEMENTS &
APPROPRIATIONS FOR 2025

Description	DISBURSED 2022	DISBURSED 2023	ACTUAL thru 11/30/24	PROJECTED 2024	2025 APPROPRIATIONS
880 TRANSFERS & REFUNDS					
245 CDBG FUND	0.00	0.00	0.00	0.00	0.00
310 GENERAL BOND RETIREMENT FUND	750,955.71	746,005.99	752,002.19	752,002.19	753,404.75
450 FIRE VEHICLE ACQUISITION FUND	0.00	0.00	0.00	0.00	100,000.00
451 POLICE VEHICLE ACQUISITION FUND	0.00	0.00	0.00	0.00	20,000.00
452 SERVICE VEHICLE ACQUISITION FUND	0.00	0.00	0.00	0.00	45,000.00
459 SEWER IMPROVEMENTS FUND	100,000.00	853,229.45	0.00	0.00	0.00
540 SNOW ROAD RESURFACING FUND	0.00	0.00	0.00	0.00	0.00
545 2018/2019 STREET IMPROVEMENTS FUND	0.00	0.00	0.00	0.00	0.00
546 2021 STREET IMPROVEMENTS FUND	0.00	0.00	0.00	0.00	0.00
547 2022 STREET IMPROVEMENTS FUND	700,000.00	0.00	0.00	0.00	0.00
548 SHELDON RD WATER MAIN FUND	100,000.00	529,686.86	0.00	0.00	0.00
549 2023 STREET IMPROVEMENTS FUND	0.00	790,000.00	0.00	0.00	0.00
551 2024/2025 STREET IMPROVEMENTS FUND	0.00	0.00	1,398,930.22	1,398,930.22	630,000.00
552 NATATORIUM IMPROVEMENT FUND	0.00	0.00	800,000.00	800,000.00	0.00
	1,650,955.71	2,918,922.30	2,950,932.41	2,950,932.41	1,548,404.75
574 REFUNDS	100.00	0.00	0.00	0.00	0.00
450 FIRE VEHICLE ACQUISITION FUND					
413 FIRE DEPARTMENT					
552 EQUIPMENT			0.00	0.00	0.00
451 POLICE VEHICLE ACQUISITION FUND					
412 POLICE DEPARTMENT					
552 EQUIPMENT			0.00	0.00	0.00
452 SERVICE VEHICLE ACQUISITION FUND					
422 SERVICE BUILDING					
552 EQUIPMENT			0.00	0.00	0.00
459 SEWER IMPROVEMENTS FUND					
429 SEWER AND DRAINS					
523 PROFESSIONAL SERVICES	38,911.20	129,612.79	65,505.73	147,599.69	40,000.00
527 MISCELLANEOUS EXPENSES	1,447.68	1,331.20	0.00	1,500.00	2,000.00
529 CONTRACTS	21,172.50	1,580.00	0.00	7,700.00	15,000.00
553 CONSTRUCTION CONTRACTS	0.00	1,616,373.18	418,184.20	472,032.57	0.00
572 ADVANCES	0.00	0.00	200,000.00	200,000.00	200,000.00
	61,531.38	1,748,877.17	683,689.93	828,832.26	257,000.00
TOTAL CAPITAL IMPROVEMENT FUND	3,458,205.25	6,381,253.58	5,922,213.43	6,747,346.14	4,023,611.23
517 SOUND INSULATION PROGRAM FUND					
325 COMMUNITY DEVELOPMENT					
523 PROFESSIONAL SERVICES	26,572.50	273,826.59	423,631.61	426,977.86	550,000.00
529 CONTRACTS	0.00	0.00	0.00	0.00	0.00
571 TRANSFERS	0.00	0.00	0.00	0.00	0.00
	26,572.50	273,826.59	423,631.61	426,977.86	550,000.00
545 2018/2019 STREET IMPROVEMENTS FUND					
425 STREET PAVING AND REPAIR					
523 PROFESSIONAL SERVICES	0.00	0.00			
527 MISCELLANEOUS EXPENSES	0.00	0.00			
529 CONTRACTS	0.00	0.00			
553 CONSTRUCTION CONTRACTS	0.00	0.00			
571 TRANSFERS	0.00	1,625,988.69			
	0.00	1,625,988.69			
546 2021 STREET IMPROVEMENTS FUND					
425 STREET PAVING AND REPAIR					
523 PROFESSIONAL SERVICES	33,107.07	852.39	0.00	0.00	
527 MISCELLANEOUS EXPENSES	0.00	0.00	0.00	0.00	
529 CONTRACTS	1,205.00	0.00	0.00	0.00	
553 CONSTRUCTION CONTRACTS	339,901.72	16,079.24	0.00	0.00	
571 TRANSFERS	0.00	0.00	362,120.55	362,120.55	
	374,213.79	16,931.63	362,120.55	362,120.55	

CITY OF BROOK PARK
3 YEARS DISBURSEMENTS &
APPROPRIATIONS FOR 2025

Description	DISBURSED 2022	DISBURSED 2023	ACTUAL thru 11/30/24	PROJECTED 2024	2025 APPROPRIATIONS
547 2022 STREET IMPROVEMENTS FUND					
425 STREET PAVING AND REPAIR					
523 PROFESSIONAL SERVICES	64,213.65	2,990.50	0.00	0.00	
527 MISCELLANEOUS EXPENSES	1,397.76	0.00	0.00	0.00	
529 CONTRACTS	2,050.38	222.50	0.00	0.00	
553 CONSTRUCTION CONTRACTS	423,559.14	29,026.76	0.00	0.00	
571 TRANSFERS	0.00	0.00	176,539.31	176,539.31	
	491,220.93	32,239.76	176,539.31	176,539.31	
548 SHELDON RD WATER MAIN FUND					
429 SEWERS & DRAINS					
523 PROFESSIONAL SERVICES	39,211.90	30,749.27	19,619.95	24,869.55	0.00
527 MISCELLANEOUS EXPENSES	0.00	2,845.44	0.00	0.00	0.00
529 CONTRACTS	0.00	0.00	0.00	0.00	0.00
553 CONSTRUCTION CONTRACTS	0.00	300,894.71	141,773.93	277,287.79	0.00
	39,211.90	334,489.42	161,393.88	302,157.34	0.00
549 2023 STREET IMPROVEMENTS FUND					
425 STREET PAVING AND REPAIR					
523 PROFESSIONAL SERVICES		2,620.00	0.00	0.00	
527 MISCELLANEOUS EXPENSES		0.00	0.00	0.00	
529 CONTRACTS		0.00	0.00	0.00	
553 CONSTRUCTION CONTRACTS		1,177,767.26	0.00	0.00	
571 TRANSFERS		0.00	9,612.74	9,612.74	
		1,180,387.26	9,612.74	9,612.74	
550 SHELDON ROAD BRIDGE IMPROVEMENT FUND					
429 SEWERS & DRAINS					
523 PROFESSIONAL SERVICES		122,721.00	149,277.46	157,443.32	933,006.02
527 MISCELLANEOUS EXPENSES		0.00	0.00	0.00	0.00
529 CONTRACTS		0.00	0.00	0.00	0.00
553 CONSTRUCTION CONTRACTS		0.00	0.00	0.00	0.00
		122,721.00	149,277.46	157,443.32	933,006.02
551 2024/2025 STREET IMPROVEMENTS FUND					
425 STREET PAVING AND REPAIR					
523 PROFESSIONAL SERVICES			49,611.20	86,940.30	213,140.98
527 MISCELLANEOUS EXPENSES			1,347.84	1,500.00	2,900.00
529 CONTRACTS			0.00	3,500.00	24,000.00
552 EQUIPMENT			1,919.99	1,919.99	0.00
553 CONSTRUCTION CONTRACTS			1,225,769.57	2,532,847.05	1,754,506.67
			1,278,648.60	2,626,707.34	1,994,547.65
552 NATATORIUM IMPROVEMENT FUND					
700 GENERAL GOV'T LANDS & BUILDINGS					
522 EQUIPMENT RENTAL			0.00	1,850.00	5,000.00
523 PROFESSIONAL SERVICES			0.00	0.00	0.00
527 MISCELLANEOUS EXPENSES			0.00	0.00	0.00
529 CONTRACTS			0.00	0.00	25,000.00
552 EQUIPMENT			0.00	4,850.00	150,000.00
553 CONSTRUCTION CONTRACTS			0.00	83,672.27	0.00
			0.00	90,372.27	180,000.00
553 RECREATION CENTER RENOVATION FUND					
341 RECREATION CENTER					
523 PROFESSIONAL SERVICES			0.00	0.00	0.00
527 MISCELLANEOUS EXPENSES			0.00	0.00	0.00
529 CONTRACTS			0.00	128,855.00	0.00
553 CONSTRUCTION CONTRACTS			0.00	2,073,145.00	0.00
			0.00	2,200,000.00	0.00
TOTAL CONSTRUCTION FUNDS					
	931,219.12	3,586,584.35	2,561,224.15	6,351,930.73	3,657,553.67
690 MEDICAL BENEFITS FUND					
840 INSURANCE					
519 FRINGE BENEFITS	2,298,241.83	2,333,240.54	2,242,928.88	2,442,539.43	2,654,829.28
529 CONTRACTS	0.00	1,199.57	1,242.92	1,242.92	1,500.00
571 TRANSFERS	0.00	0.00	0.00	0.00	0.00
574 REFUNDS	0.00	0.00	0.00	0.00	0.00
	2,298,241.83	2,334,440.11	2,244,171.80	2,443,782.35	2,656,329.28

CITY OF BROOK PARK
3 YEARS DISBURSEMENTS &
APPROPRIATIONS FOR 2025

Description	DISBURSED 2022	DISBURSED 2023	ACTUAL thru 11/30/24	PROJECTED 2024	2025 APPROPRIATIONS
691 RETIREES' ACCRUED BENEFITS FUND					
650 RETIREES					
511 REGULAR SALARIES	232,459.04	306,498.63	302,856.62	328,933.88	450,000.00
TOTAL INTERNAL SERVICE FUND	2,530,700.87	2,640,936.74	2,547,028.42	2,772,716.23	3,106,329.28
711 POLICE PENSION FUND					
412 POLICE DEPARTMENT					
519 FRINGE BENEFITS	650,953.11	692,941.89	690,884.43	805,076.44	999,908.58
640 EMERGENCY DISASTER RECOVERY					
519 FRINGE BENEFITS	0.00	0.00	463.28	463.28	0.00
TOTAL POLICE PENSION FUND	650,953.11	692,941.89	691,347.71	805,539.72	999,908.58
712 FIRE PENSION FUND					
413 FIRE DEPARTMENT					
519 FRINGE BENEFITS	750,981.63	722,550.59	830,043.21	830,043.21	936,213.15
640 EMERGENCY DISASTER RECOVERY					
519 FRINGE BENEFITS	0.00	0.00	934.85	934.85	0.00
TOTAL FIRE PENSION FUND	750,981.63	722,550.59	830,978.06	830,978.06	936,213.15
713 S.W.G.H. FUND					
851 HEALTH & WELFARE					
529 CONTRACTS	110,175.38	112,775.96	110,955.27	110,955.27	110,761.91
TOTAL ADD'L SPECIAL REV. FUNDS	1,512,090.12	1,528,268.44	1,633,281.04	1,747,473.05	2,046,883.64
714 CASH BONDS HELD FUND					
874 MISC. EXECUTIVE					
529 CONTRACTS	24,100.00	33,451.00	30,195.76	30,195.76	144,730.53
716 BUILDING STANDARDS BOARD FUND					
415 BUILDING DEPARTMENT					
574 REFUNDS	0.00	39,766.09	4,633.45	4,749.54	4,000.00
717 UNCLAIMED MONIES FUND					
874 MISC. EXECUTIVE					
529 CONTRACTS	8,524.62	0.00	0.00	0.00	0.00
574 REFUNDS	0.00	0.00	100.00	228.00	1,500.00
750-777 PAYROLL ACCOUNTS FUND					
750-777 PAYROLL ACCOUNTS	75,812.60	64,702.05	56,905.75	56,905.75	80,000.00
	75,812.60	64,702.05	56,905.75	56,905.75	80,000.00
TOTAL AGENCY FUNDS	108,437.22	137,919.14	91,834.96	92,079.05	230,230.53
920 SPECIAL ASSESSMENT BOND RETIREMENT FUND					
871 DEBT RETIREMENT					
561 PRINCIPAL PAYMENT	50,000.00	55,000.00	55,000.00	55,000.00	
872 DEBT SERVICE					
523 PROFESSIONAL SERVICES	747.71	714.05	0.00	0.00	
562 INTEREST PAYMENT	7,360.00	5,060.00	2,530.00	2,530.00	
571 TRANSFERS	0.00	0.00	0.00	0.00	
	8,107.71	5,774.05	2,530.00	2,530.00	
TOTAL SPECIAL ASSESSMENT B.R.F.	58,107.71	60,774.05	57,530.00	57,530.00	
TOTAL APPROPRIATIONS	55,709,234.94	64,635,878.65	64,719,671.46	79,116,162.51	73,397,128.16

CITY OF BROOK PARK
2025 ROADS PROGRAM
(COST ESTIMATES)



1 <u>Misc. Joint Repairs - Sylvia (Holland North) and West 151st at Elm (Fund 551)</u>		\$ 88,953.00
2 <u>2025 Sidewalk Program (Fund 243)</u>		\$ 15,000.00
3 <u>Asphalt Resurfacing (Fund 240)</u>		\$ 1,138,162.11
• Sylvia Court		
• Zehman Court		
• Zehman		
• Richard (Fry East)		
• Holland (Fry to Smith)		
• Pemberton (Hummel to Van Wert)		
• Middlebrook (Heatherwood North)		
• Middlebrook (Sheldon to Wolf)		
* (Utilize Left Over Contingency Money from the Above Roads)		
* Siegler		
* Richard (Smith West)		
* Middlebrook (West 130th South)		
4 <u>Asphalt Resurfacing Inspector (Fund 240)</u>		\$ 12,000.00
5 <u>Sylvia (Reconstruction) - Mercer to Michael</u>		
Area from Cuy Cnty Aerials	3,406 SY	
	\$318.00 SY	
Construction \$	1,082,966.67	\$ 1,216,359.50
Engineering \$	75,392.83	
Pavement Cores \$	3,500.00	
Inspection \$	44,550.00	
Advertising \$	1,450.00	
Concrete Testing \$	8,500.00	
6 <u>Fry (Reconstruction) - Birchcroft to Holland</u>		
Area from Cuy Cnty Aerials	2,112 SY	
	\$318.00 SY	
Construction \$	671,510.00	\$ 778,158.15
Engineering \$	48,648.15	
Pavement Cores \$	3,500.00	
Inspection \$	44,550.00	
Advertising \$	1,450.00	
Concrete Testing \$	8,500.00	
7 <u>Route 237 (Sheldon to Eastland) Resurfacing Construction Design (Fund 241)</u>		\$ 125,000.00
8 <u>Snow Road Preventative Maintenance (Fund 551)</u>		\$ 124,734.00
9 <u>Road Striping (Fund 242)</u>		\$ 60,000.00
10 <u>2023 Road Program Crack Seal (Fund 242)</u>		\$ 20,000.00
11 <u>Waterpark and Kennedy Memorial Parking Lots (Fund 401)</u>		\$ 367,320.24
12 <u>Engineering for Wengler Basin (Fund 459)</u>		\$ 100,000.00
13 <u>Engineering for Municipal Campus Retention Basin (Fund 243)</u>		\$ 100,000.00
14 <u>Fire Station 2 Driveway (Fund 401)</u>		\$ 125,000.00
Estimated Total =		\$ 4,270,687.00

CITY OF BROOK PARK
2025 ROADS PROGRAM
(COST ESTIMATES)



Sylvia (Reconstruction) - Mercer to Michael

Area from Cuy Cnty aerials 3,406 SY
\$318.00 SY

Construction	\$1,082,966.67
Engineering	\$75,392.83
Pavement Cores	\$3,500.00
Inspection	\$44,550.00
Advertising	\$1,450.00
Concrete Testing	\$8,500.00
	<hr/>
	\$1,216,359.50



Fry (Reconstruction) - Birchcroft to Holland

Area from Cuy Cnty aerials 2,112 SY
\$318.00 SY

Construction	\$671,510.00
Engineering	\$48,648.15
Pavement Cores	\$3,500.00
Inspection	\$44,550.00
Advertising	\$1,450.00
Concrete Testing	\$8,500.00
	<hr/>
	\$778,158.15



Invest in Brook Park

Economic Development Fund 243



2025

1. Engineering for Municipal Campus Retention Basin
 - \$100,000

2. Senior Services
 - \$250,000

3. 2025 Sidewalk Program
 - \$15,000

4. Storefront Loan Renovation Program
 - \$500,000


5. Gateway Project—71 & Snow
 - \$400,000

6. Home Maintenance Assistance Program (HMAP)
 - \$50,000

7. Demo BP Gas Station/Restoration
 - \$30,000

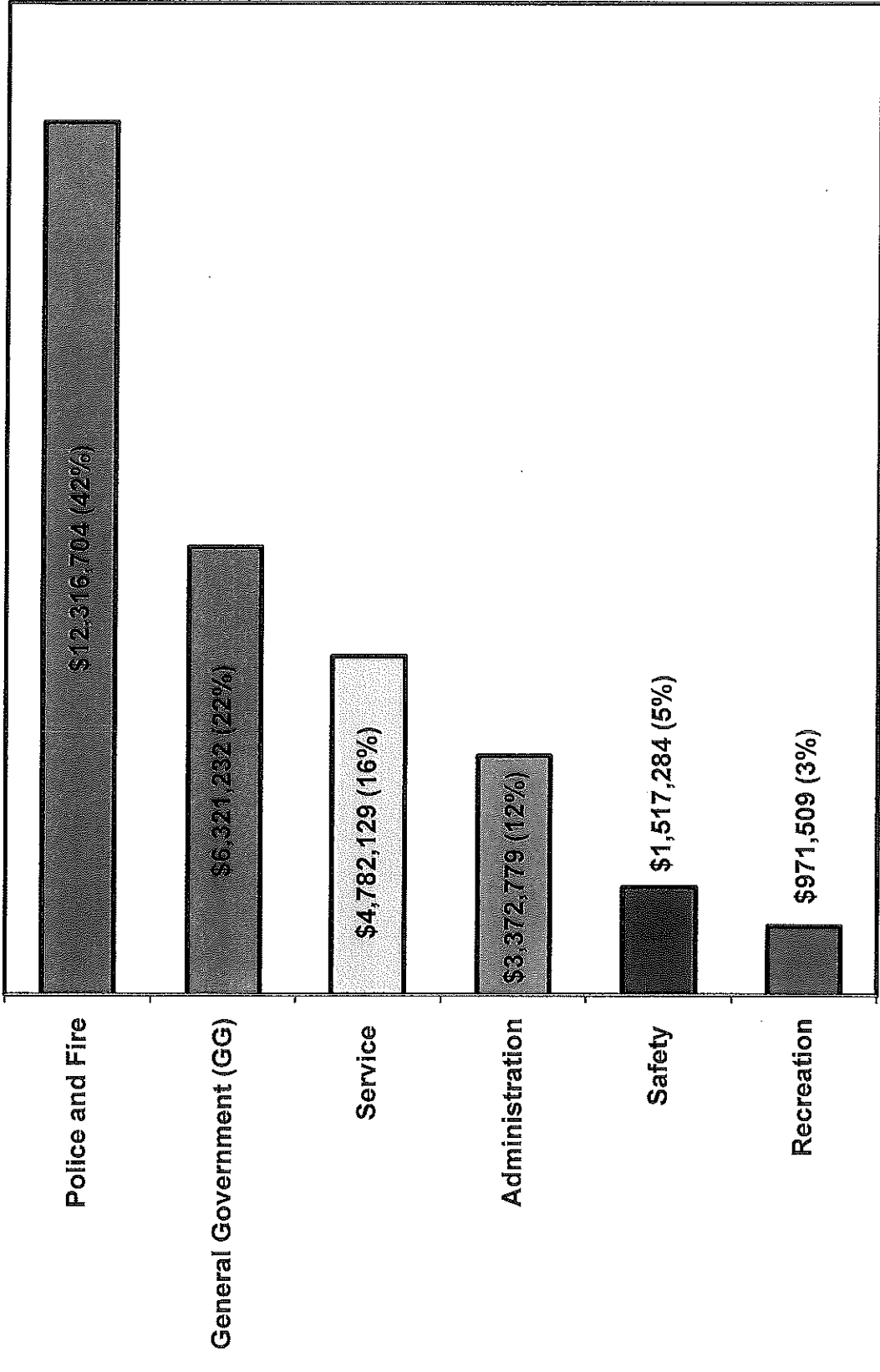
E

General Fund Revenues



- Income Tax
- EMS Billing
- Property Tax
- State Shared Taxes
- Transfers/Advances
- Other
- Interest
- Permits, Licenses & Fees
- Parking Fees
- Fines & Court Costs

General Fund Appropriations



2025 Key Budget Points

F

Fund Balance

- January 1, 2025, Projected General Fund balance is \$11,318,033.40.
- Fund Balance Reserve Policy for 2025 is \$5,342,358.00.

Revenues

- Projected General Fund revenues for 2025 are approximately \$28.77 million.
- Projected income tax revenue for 2025 is \$23.77 million. An increase of approximately 0.04% from 2024 projected actual income tax revenue of nearly \$23.76 million.
 - Automotive Sector – Projected decrease of 4.9%.
 - Decrease due to one-time payments from contract year in 2024
 - Aeronautics Sector – Projected increase 1.94%.
- Proposed 80/20 income tax split:
 - \$19,342,858 income tax transfer to the General Fund.
 - \$3,439,484 income tax transfer to the Capital Improvement Fund.
 - Decrease due to the release of work from home set aside
- Projected property tax revenue for 2025 in the General Fund is \$2,659,655 Actual revenue received in 2024 was \$2,164,655. Estimated increase is roughly 22.9%.
- Projected Interest Income for 2025 is \$1,314,125. Projected Actual interest income in 2024 is \$1,719,404. Estimated decrease of 23.6%, which is attributed to falling interest rates.
- General Fund is budgeting \$1,679,632.04 for transfers/advances in.
 - \$1,600,000 from the insurance fund (Fund 290) for proceeds that have been received to date
 - Additional transfers will be appropriated for when remaining insurance proceeds are paid to the City from the tornado.
 - \$79,632.04 from Sewer Improvement Fund (Fund 459) for the return of advance for the Wedo Park Basin project. This is the 2nd of 5 return payments.



2025 Capital Budget - City of Brook Park

110 City Council		\$ 15,000.00
Laptops		\$ 10,000.00
Miscellaneous		\$ 5,000.00
210 Mayor's Court		\$ 5,000.00
Miscellaneous		\$ 5,000.00
310 General Bond Retirement Fund		\$ 753,404.75
Eastland Road and Bridge Reconstruction Project	2015 (Matures 2034)	\$ 32,315.30
West 150th Street/Sewer Phase 1 Debt Service	2010 (Matures 2030)	\$ 34,113.30
West 150th Street/Sewer Phase 2 Debt Service	2012 (Matures 2031)	\$ 5,906.98
West 150th Street/Sewer Phase 3 Debt Service	2017 (Matures 2037)	\$ 40,141.24
Heatherwood/Sheldon Road Debt Service	2012 (Matures 2026)	\$ 144,760.00
Refunding of Series 2013 Bonds	2013 (Matures 2033)	\$ 392,550.50
Community Center Energy Efficiency Project	2017 (Matures 2036)	\$ 97,217.39
Holland Road Reconstruction	2022 (Matures 2041)	\$ 6,400.04
341 Recreation Center		\$ 105,000.00
Cleaning Cart		\$ 10,000.00
Workout Equipment		\$ 30,000.00
Spin Class Equipment		\$ 30,000.00
Concession Area Furniture		\$ 20,000.00
Sound System		\$ 15,000.00
342 Parks & Playgrounds		\$ 610,320.24
Waterpark Features		\$ 15,000.00
Waterpark Concrete		\$ 10,000.00
Plant Lane Fence - Baseball		\$ 100,000.00
Carpenter Park Concrete/Fencing		\$ 15,000.00
Cooper Foundation Sign		\$ 10,000.00
Plant Lane Vinyl Fencing		\$ 70,000.00
Kennedy Memorial		\$ 10,000.00
McGovern and Plant Lane Bathrooms		\$ 6,000.00
Field Striper		\$ 7,000.00
Kennedy Memorial Parking Lot		\$ 125,230.01
Waterpark Parking Lot		\$ 242,090.23
343 Public Recreation		\$ -

400 Mayor's Office		\$	4,000.00
Furniture		\$	4,000.00
402 Human Resources		\$	-
407 Safety Town		\$	2,000.00
Equipment		\$	2,000.00
409 Mechanics		\$	15,000.00
Tools		\$	15,000.00
411 Safety Building		\$	25,000.00
Miscellaneous		\$	25,000.00
412 Police Department		\$	355,143.65
Police Vehicles		\$	97,597.50
Police Vehicles - Upfitting		\$	34,206.04
Police Cars Lease	3 Years (Matures 2026)	\$	23,390.11
Motorola Radios	5 Years (Matures 2029)	\$	95,000.00
5 Sig Sauer		\$	5,000.00
Holsters		\$	750.00
Interview Room Camera		\$	7,700.00
Evidence Camera		\$	5,500.00
Ballistics and Vests		\$	30,000.00
Body Worn Cameras		\$	56,000.00
413 Fire Department		\$	433,059.32
Bunker Gear		\$	25,600.00
Ambulance Lease	5 Years (Matures 2027)	\$	63,982.72
Fire Pumper Lease	8 Years (Matures 2031)	\$	115,476.60
Motorola Radios	5 Years (Matures 2029)	\$	85,000.00
Tools and Equipment		\$	15,000.00
Station 2 Driveway		\$	125,000.00
Hydrant Equipment		\$	2,000.00
Front Lobby		\$	1,000.00

415 Building Department		\$ 100,000.00
Color Printer		\$ 5,000.00
Building Windows		\$ 40,000.00
HVAC		\$ 15,000.00
Boiler		\$ 20,000.00
Painting		\$ 20,000.00
419 Animal Warden		\$ 8,000.00
Office Build Out		\$ 5,000.00
Miscellaneous Tools		\$ 3,000.00
422 Service Building		\$ 20,000.00
Heating and Air Conditioning Upgrades		\$ 20,000.00
423 Sanitization		\$ 185,867.35
Automated Rubbish Packers Lease	7 Years (Matures 2027)	\$ 75,987.79
Automated Rubbish Packers Lease	5 Years (Matures 2028)	\$ 57,269.56
Automated Rubbish Packers Lease	5 Years (Matures 2026)	\$ 52,610.00
424 Street Cleaning		\$ -
425 S.C.M. & R.		\$ 51,161.19
Service Truck Wheel Loader	4 Years (Matures 2027)	\$ 51,161.19
426 Traffic Signs		\$ 15,000.00
Street Signs		\$ 15,000.00
427 Trees and Treelawn		\$ -
428 Public Properties		\$ -
429 Sewers & Drains		\$ 89,500.00
Utility Truck		\$ 65,000.00
Vactor Equipment		\$ 5,000.00
Sewer Snake		\$ 3,000.00
Hummel Road Pump Station Rebuild		\$ 15,000.00
Mobile Sump Pump		\$ 1,500.00

432 Snow Removal		\$	56,509.52
Plow Truck Lease - Snow Removal	5 Years (Matures 2027)	\$	44,509.52
Plow Blades and Curb Shoes		\$	12,000.00
433 Street Lighting		\$	-
434 Traffic Lights		\$	50,000.00
Eastland Pre-Signal Work - Traffic Lights		\$	50,000.00
440 Tax Department		\$	5,000.00
Workstation		\$	3,000.00
Front Lobby Glass		\$	2,000.00
450 Fire Vehicle Acquisition		\$	100,000.00
Fire Vehicle Savings		\$	100,000.00
451 Police Vehicle Acquisition		\$	20,000.00
Police Vehicle Savings		\$	20,000.00
452 Service Vehicle Acquisition		\$	45,000.00
Service Vehicle Savings		\$	45,000.00
500 Legal Department		\$	5,500.00
Law Books		\$	5,500.00
551 2024/2025 Street Improvements		\$	630,000.00
Roads Program		\$	630,000.00
610 Finance Department		\$	5,000.00
Computers		\$	2,500.00
Shredder		\$	2,500.00

641 Office of Aging		\$	1,000.00
Miscellaneous		\$	1,000.00
700 General Govt. Lands & Bldgs.		\$	56,145.21
Parking Lot/Drive (BP Library Agreement)	10 Years (Matures 2032)	\$	17,678.29
Postage Machine Lease		\$	3,466.92
American Flags		\$	35,000.00
Total		\$	3,766,611.23